

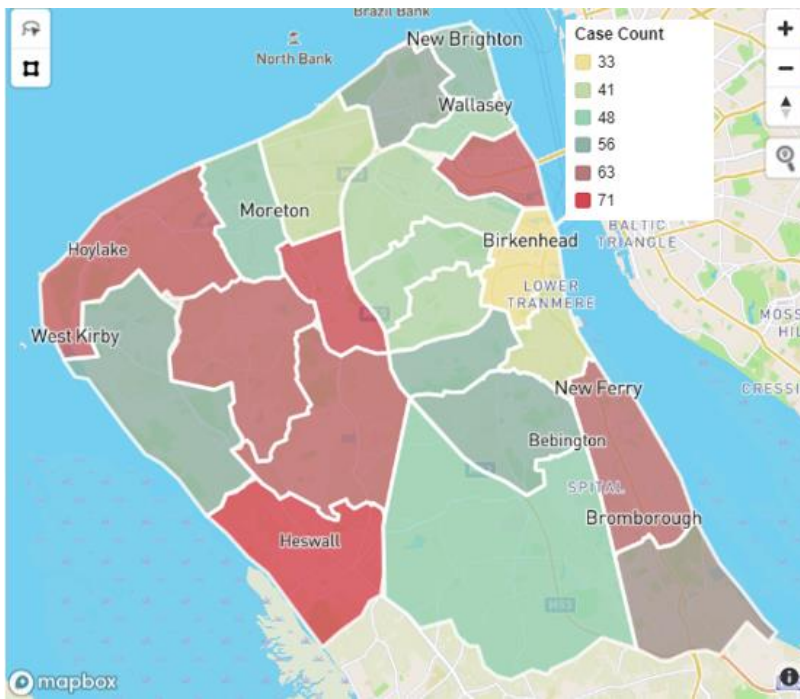
# The weekly Coronavirus (COVID-19) surveillance report for Wirral

Week ending: Friday 04<sup>th</sup> March 2022

Cases (to 04 <sup>th</sup> March 2022)	Case Rate (to 04 <sup>th</sup> March 2022)	Cases National Rank	Deaths (to 25 <sup>th</sup> February 2022)	Vaccinations (to 08 <sup>th</sup> March 2022)
<ul style="list-style-type: none"> <li>This week: <b>1,202</b></li> <li>Cumulative: <b>97,960</b></li> </ul>	<ul style="list-style-type: none"> <li>Wirral: <b>370.6</b></li> <li>Merseyside: <b>315.8</b></li> <li>North-West: <b>226.2</b></li> <li>England: <b>344.4</b></li> </ul>	<ul style="list-style-type: none"> <li>This week: <b>181st</b></li> <li>Last week: <b>257th</b></li> </ul>	<ul style="list-style-type: none"> <li>This week: <b>3</b></li> <li>Cumulative: <b>1,143</b></li> </ul>	<ul style="list-style-type: none"> <li>1 dose: <b>84.8%</b></li> <li>2 doses: <b>80.0%</b></li> <li>3 doses: <b>83.6%</b></li> </ul>

### Confirmed Cases by Wirral Ward (map) (7-days to 04/03/22)

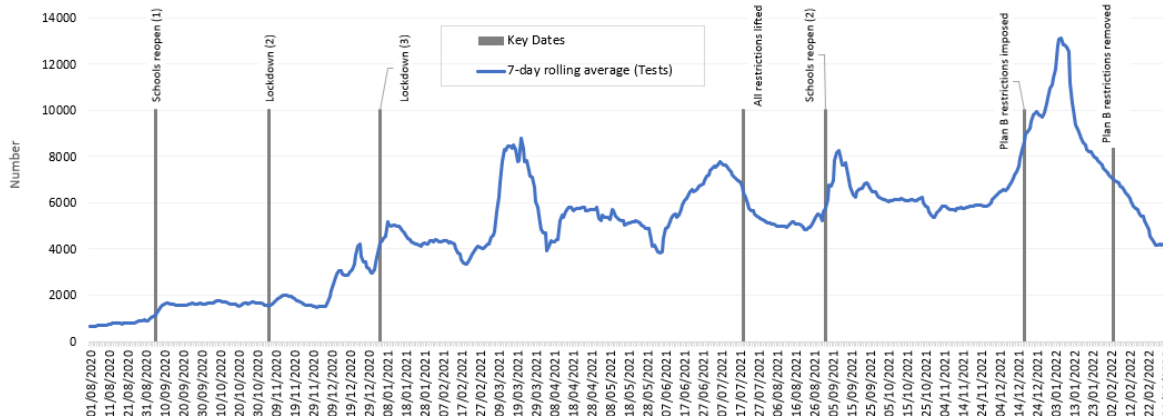
### Confirmed Cases by Wirral Ward (table) (7-days to 04/03/22)



Wirral Ward	Cases
Heswall	71
Upton	69
Seacombe	67
Hoylake and Meols	67
Greasby Frankby and Irby	66
Pensby and Thingwall	66
Bromborough	65
Eastham	60
Wallasey	57
West Kirby and Thurstaston	56
Bebington	55
New Brighton	54
Prenton	54
Moreton West and Saughall Massie	51
Clatterbridge	48
Liscard	45
Claughton	44
Bidston and St James	43
Oxton	43
Leasowe and Moreton East	40
Rock Ferry	38
Birkenhead and Tranmere	33

**Note(s):**  
<sup>1</sup> Positive cases sourced from Daily summary | Coronavirus in the UK (data.gov.uk) cumulative total is subject to retrospective addition which can mean it increases by more than the weekly total  
<sup>2</sup> Case rate - the cumulative number of confirmed cases of COVID-19 for the 7-day period divided by the total population of each area multiplied by 100,000  
<sup>3</sup> From 31/01/2022, COVID-19 cases in England now include reinfections (previously, figures only reported COVID-19 cases as the date of first infection, so individuals were only ever counted once). Infections will now be counted if there are at least 90 days between positive tests. Due to this change, cases are likely to show an increase of around 10%. More information can be found on the [Coronavirus dashboard](https://coronavirus.data.gov.uk) or please copy this web address <https://coronavirus.data.gov.uk> into your browser

### Testing in Wirral (7 days to 04/03/2022)



- There was a reduction in number of tests to 4<sup>th</sup> March (25,534 vs 28,887 last week)
- Testing rate was 234.7 in 7 days to 2<sup>nd</sup> March (compared to 258.0 last week)

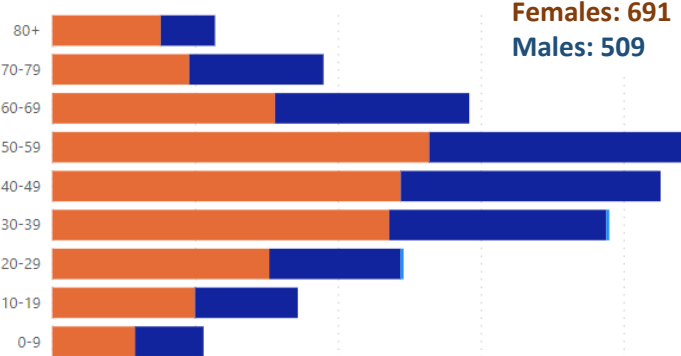
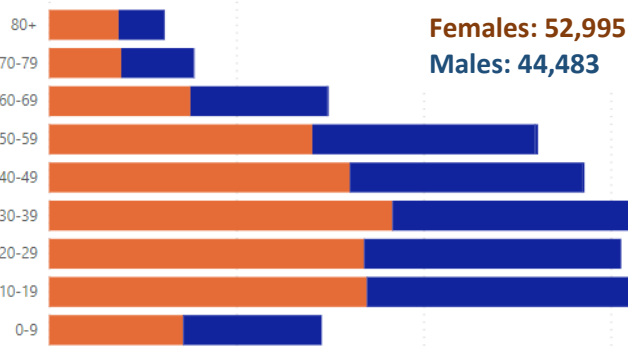
# The weekly Coronavirus (COVID-19) surveillance report for Wirral

Week ending: Friday 04<sup>th</sup> March 2022

## CONFIRMED COVID-19 CASES BY AGE AND GENDER

Cumulative

7-days



**35 years** all time median age<sup>4</sup>

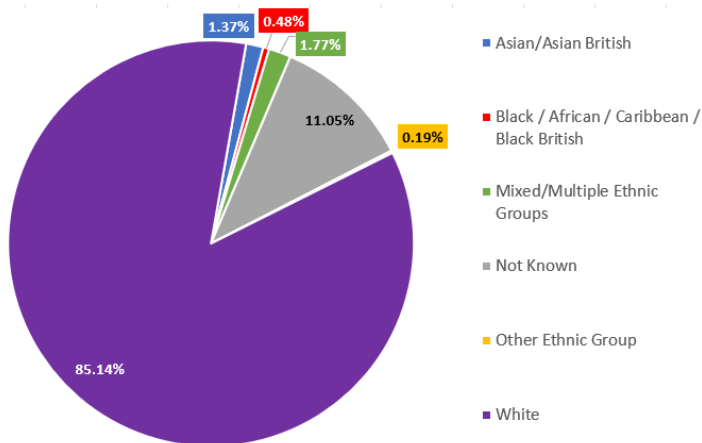
**47 years** 7-day median age<sup>4</sup>

<sup>4</sup>median age is the middle value in a range - half of the cases are younger than this age and half are older (all persons)

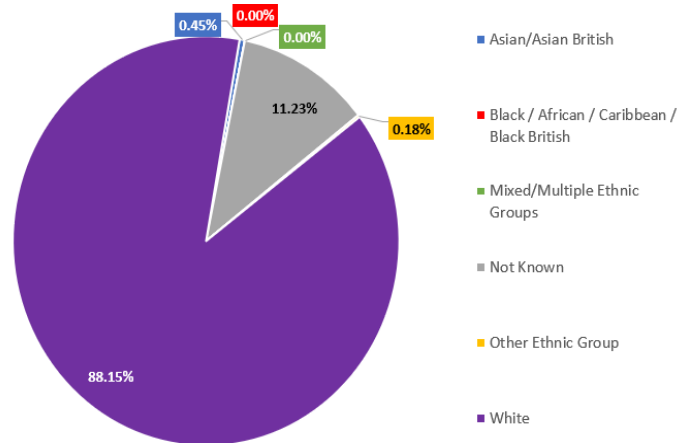
**Note(s):**

Some case records do not currently have full age and/or gender details and are therefore not included in the above chart; therefore, figures will not sum to headline totals

### ETHNICITY OF CONFIRMED COVID-19 CASES



### ETHNICITY OF COVID-19 DEATHS

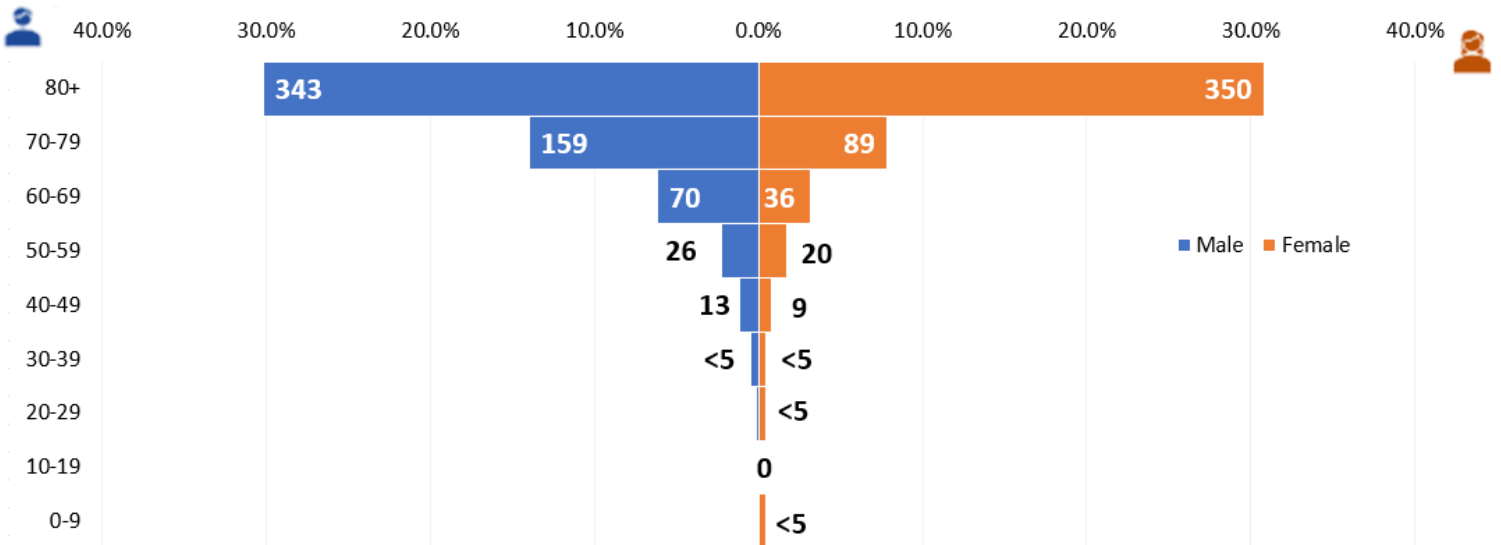


**Note(s):**

From 04/03/2022, COVID-19 deaths data will now be defined as those where a COVID-19 ICD10 code (U071 or U072) is recorded on the death certificate and will be updated monthly by ONS. Previously, the definition used was any death that occurred within 28 days of a positive COVID-19 test, as reported daily by NHS England and PHE (now UKSHA).

## COVID-19 RELATED MORTALITY

cumulative number of COVID-19 related deaths in Wirral



**Note(s):**

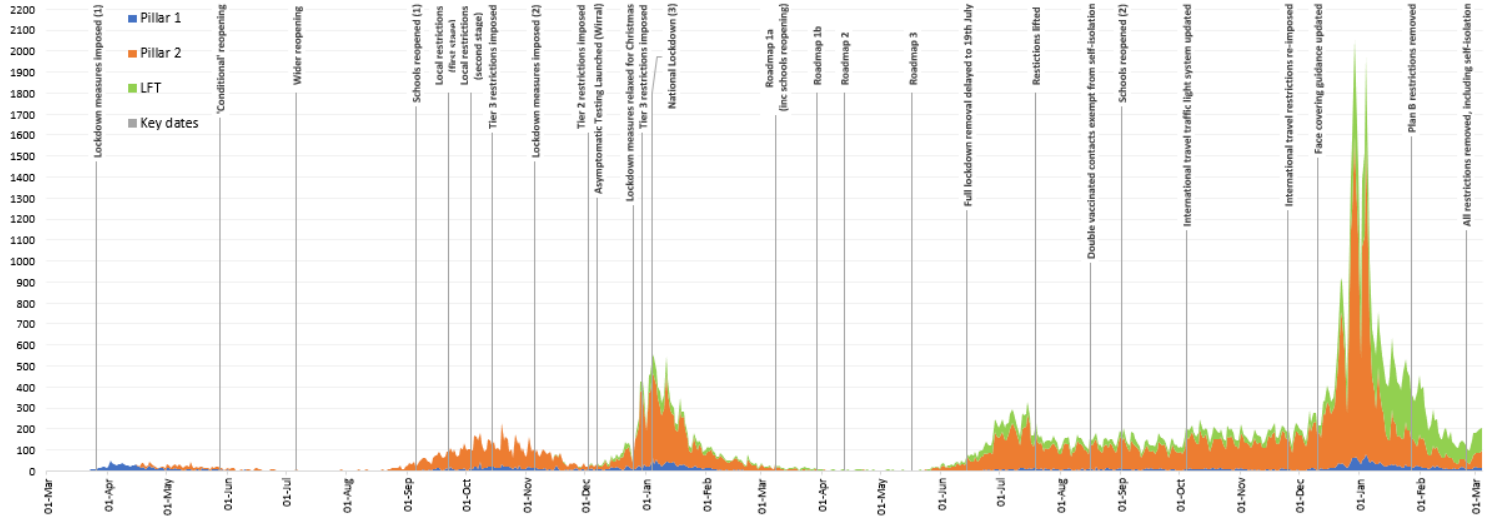
From 04/03/2022, COVID-19 deaths data will now be defined as those where a COVID-19 ICD10 code (U071 or U072) is recorded on the death certificate and will be updated monthly by ONS. Previously, the definition used was any death that occurred within 28 days of a positive COVID-19 test, as reported daily by NHS England and PHE (now UKSHA). From 31/01/2022, COVID-19 cases in England now include reinfections (previously, figures only reported COVID-19 cases as the date of first infection, so individuals were only ever counted once) this has increased the number of deaths. Some records do not currently have full age and/or gender details and are therefore not included in the above chart; therefore, figures will not sum to headline totals. Cases are subject to retrospective review and may be reallocated to other Local Authorities.

# The weekly Coronavirus (COVID-19) surveillance report for Wirral

Week ending: Friday 04<sup>th</sup> March 2022

## EPIDEMIC CURVE

number of positive cases by Pillar 1 and Pillar 2 testing<sup>5</sup>



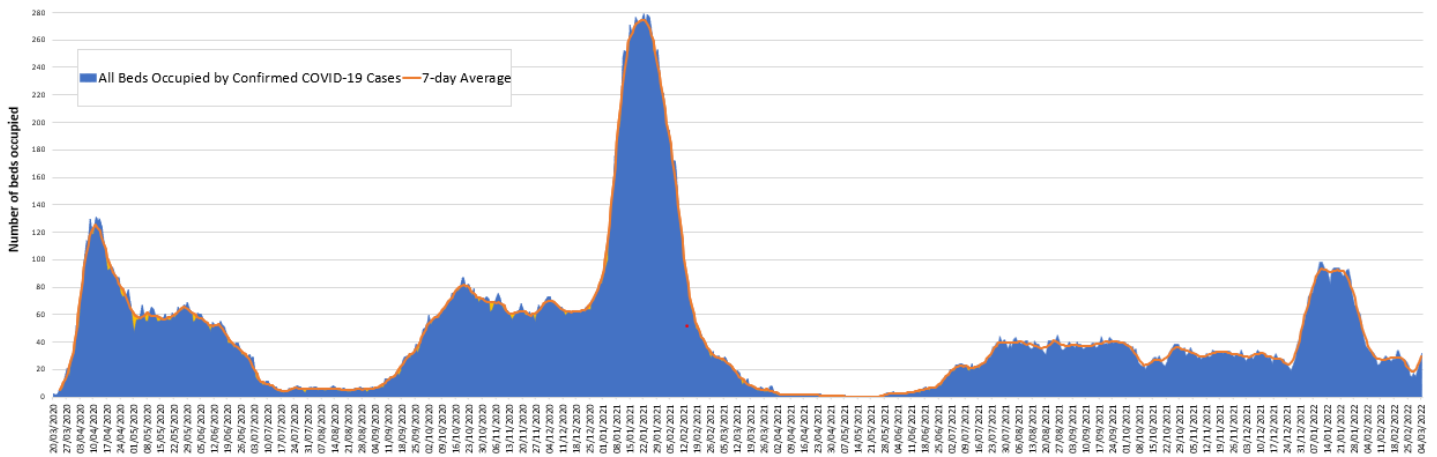
<sup>5</sup>The most recent week is a partial week and only data from more than five days ago can be considered complete

**Note(s):**

The data are shown by the date the specimen was taken  
 Pillar 1 data is for swab testing in PHE labs and NHS hospitals for those with a clinical need as well as staff  
 Pillar 2 data is for swab testing for the wider population, as set out in government guidance  
 LFT (lateral flow device) data is for rapid tests in the community (which also make up part of Pillar 2 testing)  
 Details around the government roadmap can be found here: <https://www.gov.uk/government/publications/covid-19-response-spring-2021/covid-19-response-spring-2021-summary>

## HOSPITALISED COVID-19 CASES

Number of beds occupied by confirmed COVID-19 patients by bed type (Wirral University Teaching Hospital (WUTH) NHS Foundation Trust)



**Note(s):**

The peak of WUTH beds occupied by patients with COVID-19 is 279 (January 2021). This surpassed the previous peak of 131 (April 2020)

For more information on this report, please see the following links:

- [About the data we use for our Weekly Surveillance Report](#)
- [Data we use to produce the Weekly Surveillance Report](#)
- [Frequently Asked Questions \(FAQs\)](#)
- [Additional sources for data and information](#)