



**WIRRAL  
INTELLIGENCE  
SERVICE**

---

# **JSNA: Young Carers**

---

**Wirral Children and Young  
People's Department and  
Wirral Intelligence Service**

---

**January 2018**

---

## JSNA: Young Carers

### Authors:

Elaina Quesada, Children's Services Commissioning Lead  
Aileen Alexander, Barnardos

**JSNA Lead:** John Highton, Wirral Intelligence Service

### For further information please contact:

Wirral Intelligence Service

Email: [wirralintelligenceservice@wirral.gov.uk](mailto:wirralintelligenceservice@wirral.gov.uk)

## Background to JSNA – Joint Strategic Needs Assessment

### What is a JSNA?

A Joint Strategic Needs Assessment, better known as a JSNA, is intended to be a systematic review of the health and wellbeing needs of the local population, informing local priorities, policies and strategies that in turn informs local commissioning priorities that will improve health and wellbeing outcomes and reduce inequalities throughout the Borough.

### Who is involved?

Information from Council, NHS and other partners is collected and collated to inform the JSNA and this reflects the important role that all organisations and sectors have (statutory, voluntary, community and faith) in improving the health and wellbeing of Wirral's residents.

### About this document

This JSNA section looks to contain the most relevant information on the topic and provides an overview of those related key aspects

### How can you help?

If you have ideas or any suggestions about these issues or topics then please email us at [wirralintelligenceservice@wirral.gov.uk](mailto:wirralintelligenceservice@wirral.gov.uk) or go to <https://www.wirralintelligenceservice.org/>

Version Number	Date	Authors
1.0	January 2018	Elaina Quesada, Wirral Council, Aileen Alexander Barnardos John Highton, Wirral Intelligence Service

## Key findings

- Census 2011 suggests that there are 2,840 Wirral young people aged between 0 – 24 providing some form of unpaid care
- There was an overall increase from 2,539 self-reported Wirral young carers in 2001 to 2,840 in 2011
- At Census 2011 Wirral had 748 self-reported young carers aged 0 – 15 years and 2,092 between 16-24 years
- Young Wirral Carers (2011 Census ) are 45% Male and 55% Female, with just over 73% under 15 and over 26% aged 15-24 years with the vast majority providing 1 – 19 hours (72.4%) then 20-49 hours care (15.3%) and 50+ hours of care per week (12.3%)
- From 2001 to 2011 Census the percentage of Wirral Young Carers has increased by age as 2% (0-15 years), 14% (16-24 years) but this is below North West (11% for 0-15 and 19% for 16-24) and England (18% for 0-15 and 23% for 16-24)
- The increase between Census 2001 and Census 2011 is 2% for 0-15 year old young carers and 14% those carers aged 16-24 and 11% overall
- Between 2001 and 2011 Census:
  - Male young carers fell by less than 1%
  - 0-15 year old young carers decreased by 2.5% with 16-24 year olds increasing to 73.7%
  - More young carers are providing more unpaid care hours with 20-49 and 50+ hours increasing by over 2% between Census 2001 and 2011
- Conditions of Cared for Adults
  - 52% of young carers were caring for adults with a diagnosed mental health illness.
  - 4% children whose parents also had identified drug and alcohol issues and in treatment.
  - 26% children were caring for adults with a Physical/illness disability
  - 7% were caring for adults with a terminal illness.
  - 22% children were caring for adults have a Neurological Condition (e.g. MS Brain Tumour, Stroke, Dementia)
- Of the 152 carers accessing Barnardos Young Carer service in 2016/17 the key headlines in terms of household composition are:
  - 44% of young carers live in lone parent households
  - 70% of young carers care for one adult family member
  - 20% care for two adult Family Members
  - Over 70% of Young Carers being supported where from Birkenhead and Wallasey constituencies

**Contents**

**Contents**..... 4

**What do we know?**..... 5

    Introduction..... 5

    Research ..... 6

    Facts, figures and trends (Wirral and beyond)..... 12

        Overview..... 12

        National and Regional ..... 13

        Wirral ..... 14

        Local Provider - Barnardos Action with Young Carers..... 19

    Local, Community and Stakeholder views ..... 23

**What is this telling us?** ..... 23

    Groups most at risk ..... 23

    Key issues and challenges ..... 24

**What are we doing and why?** ..... 24

    Current activity and services..... 24

**What are the challenges?** ..... 25

    Key gaps in knowledge and services..... 25

    What are possible further actions? ..... 26

**Key content**..... 27

    Relevant and related National and local strategies..... 27

    Links ..... 28

    References ..... 29

    Contact details..... 30

## What do we know?

### *Definition*

For the purposes of this JSNA section we will use definition provided in the [Children and Families Act \(2014\)](#).

A Young Carer is defined in law as a .....‘person under 18 who provides or intends to provide care to another person’. This includes ‘providing practical or emotional support’ which is ‘not under or by virtue of a contract or of voluntary work’....

More broadly, a carer is .....‘A person who provides support or who looks after a family member, partner or friend and who needs help because of their age, physical or mental illness or disability’ ([Care Act 2014](#)).

Together, both Acts provide a clear framework for Local Authorities to take a whole family approach to:

- Assessing and supporting adults and young carers
- Delivering support in coordinated whole family way
- Children and young people at risk of undertaking inappropriate caring roles are identified and protected
- Amendment in the [Children Act 1989](#) and duty to assess young carers on appearance of need

### Introduction

According to the [2011 Census](#) there were 748 young people aged 0-15 identified themselves as an unpaid carer, as did a further 2,092 young carers/young adult carers aged between 16-24. Of these, 350 reported that they were delivering 50 or more hours of unpaid care per week.

However, these figures could potentially be an underrepresentation of numbers and subsequent need. Many young carers tend to come from hidden and marginalised groups, including children caring for family members with mental illness and parental substance dependency. Also according to Social Care Institute of Excellence (2005) there could be a lack of awareness among many professional groups of young carers’ needs and concerns and, moreover, young carers’ own lack of awareness of their entitlements, and their reluctance to seek formal help. This group of young carers is unlikely to have been captured in the 2011 census data and so possible needs are being missed (ONS, 2013).

Barnardos (2006) suggested that there was a growing evidence-base which suggested caring has a significant impact on many young people, especially on their educational outcomes and employment opportunities.

Local Government Association analysis (2014) of the Children & Families Act 2014 points to the need for local authorities to assess whether young carers within their area have support needs and, if so, what those needs are. The right to an assessment of need for support extends to all young carers under the age of 18, regardless of whom they care for, what type of care they provide and how often they provide it. Local authorities must also take reasonable steps to identify the extent of young carers within their area who have needs for support.

With regard to the Care Act 2014, Clause 10 ‘Carers Assessment’ and Clause 12 ‘Family Assessment’ have important implications for local authorities and relevance to young and young adult carers.

Carers Trust (2014) suggests that carers will, for the first time, have the same rights to an assessment on the appearance of needs as their cared for. For carers, this means that the previous requirement to provide 'substantial' and 'regular' care will be removed. The whole family will also be entitled to an assessment. Assessments will need to consider what else (apart from the provision of support) would help to meet desired outcomes. This needs careful consideration so that local authorities do not unduly rely on family (including young and young adult carers) and friends to provide care and support.

This brief overview of the legislative framework relevant to young and young adult carers highlights why the local identification and support for this population is a significant issue. Wirral partners should not expect children to be relied upon to undertake caring which negatively affects their own development, well-being, education and employment opportunities - not only in the here and now but, as The Children's Society (2013) suggests, so much so that it also casts a shadow forward and affects their futures and prospects in later life.

## Research

### *Hidden from View*

A key and recent research submission to this important area of need is the Children's Society's report, *'Hidden from View: the experience of young carers in England'* (2013).

This study draws on government commissioned data on over 15,000 pupils aged 13 and 14. It examines how many of these children had caring responsibilities, the socio-economic characteristics of their families, young carers' educational attainment, and their chances of being in training or paid work. The size of the sample should give local service commissioners and policy makers' confidence in the findings, many of which confirm earlier research.

The Hidden from View report is based on new evidence on young carers from the Longitudinal Survey of Young People in England (LSYPE). The LSYPE was commissioned by the then Department for Children, Schools and Families (DCSF) as a major innovative panel study of young people. It began in 2004, with over 15,000 young people aged 13 and 14 completing questionnaires, and finished in 2010 with over 9000 young people in the original cohort still completing questionnaires.

The LSYPE therefore provides a rich source of information on young people's lives and their journeys through compulsory education and into adulthood. Of the 15,427 young people who completed the first wave, 689 (4.5%) said yes to the question:

*'Some people your age may have to look after other people.*

*This could be a brother or sister, a relative or someone else who is disabled or sick. Is there anyone like this who lives here with you that you have to look after on a regular basis?'*

The LSYPE study provides rich data around young carers' circumstances, lives and outcomes. The Hidden from View report presents analysis of the data specific to young carers, publically for the first time.

The main findings were that:

- One in 12 young carers is caring for more than 15 hours per week
- Around 1 in 20 miss school because of their caring responsibilities
- Young carers are 1.5 times more likely than their peers to be from Black, Asian or Minority Ethnic (BAME) communities, and are twice as likely to not speak English as their first language
- Young carers are 1.5 times more likely than their peers to have a special educational need or a disability

- Families with young carers earn around £5,000 less a year than families without a young carer
- There is no strong evidence that young carers are more likely than their peers to come into contact with support agencies, despite government recognition that this needs to happen
- Young carers have significantly lower educational attainment at GCSE level, the equivalent to nine grades lower overall than their peers e.g. the difference between nine B's and nine C's
- Young carers are more likely than the national average to be not in education, employment or training (NEET) between the ages of 16 and 19
- Children with a parent who has a mental health problem are known to be 3 times more likely to suffer from low levels of mental and emotional health and this group therefore emerges as a particularly vulnerable cohort. They are also the least likely group to be offered an assessment

### ***Circumstances Affecting Young Carers' Daily Lives***

The Longitudinal Survey of Young People in England (LSYPE) data is useful in helping to understand the circumstances affecting the daily lives of young carers. The data has been used to look at household economic factors, parental characteristics, family structure, and young carers' contact with different agencies. Figure 1 below shows the factors that have a significant and strong association with being a young carer, in comparison with their peers:

**Figure 1:** Significant and Strong Associations (taken from Hidden from View)

<b>Factor</b>	<b>Relationship</b>
Family income	The median family income for families including a young carer was £5000 less than families without a young carer
Adults in the household in work	Young carers are over four times more likely to live in a household where no adults are in work
Maternal education levels	Young carers are 1.6 times more likely to have a mother who has no educational qualifications
Adults with a limiting disability	Young carers are over twice as likely to live in households where at least one adult has a limiting disability
Number of children in the family	Young carers are 1.6 times as likely to live in households where there are three or more other children living

Source: [Hidden from View](#)

### ***Effect on Young Carers' Education and Employment Outcomes***

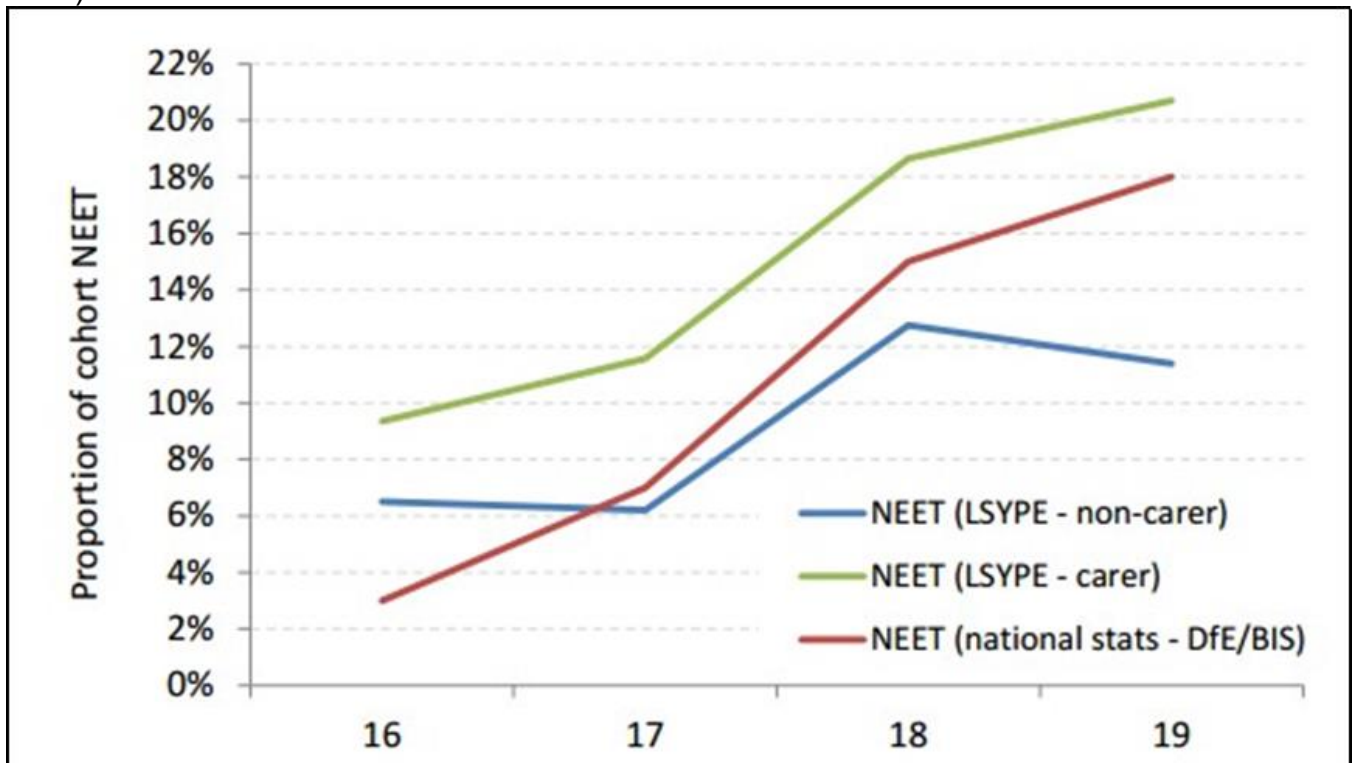
Missing school because of caring duties, according to Dearden and Becker (2000), is likely to affect longer term education and employment outcomes. Research has also found that young carers may not reach their educational potential due to the disadvantages they face. This underachievement subsequently affects their teenage and young adult lives, restricting their opportunities and reducing the likelihood of them being students, engaging in further education (Yeandle and Buckner, 2007), training or employment (Frank, Tatum and Tucker, 1999).

Analysis of the LSYPE data adds weight to these findings. The average total GCSE points score for a young person who had caring responsibilities in year 9 was 333, compared to 386 for young

people who were not young carers in year 9. This is a difference of 53 points, equivalent to nine GCSE grades overall, or the difference between nine B's and nine C's<sup>16</sup>.

The LSYPE data also shows a relationship, although not as strong, between caring in year 9 and being NEET between 16 and 19 years old. Figure 2 below shows the difference in NEET profiles between a group of young carers and a group of young people without caring responsibilities at those ages. There is a one in three chance that a young carer in year 9 will become NEET between the ages of 16 and 19, compared to a one in four chance for those without caring responsibilities. Figure 2 also shows that the NEET profile for young carers is higher than the national profile.

**Figure 2:** NEET Profiles for Different Groups within the LSYPE Cohort (taken from Hidden from View)



Source: [Hidden from View](#)

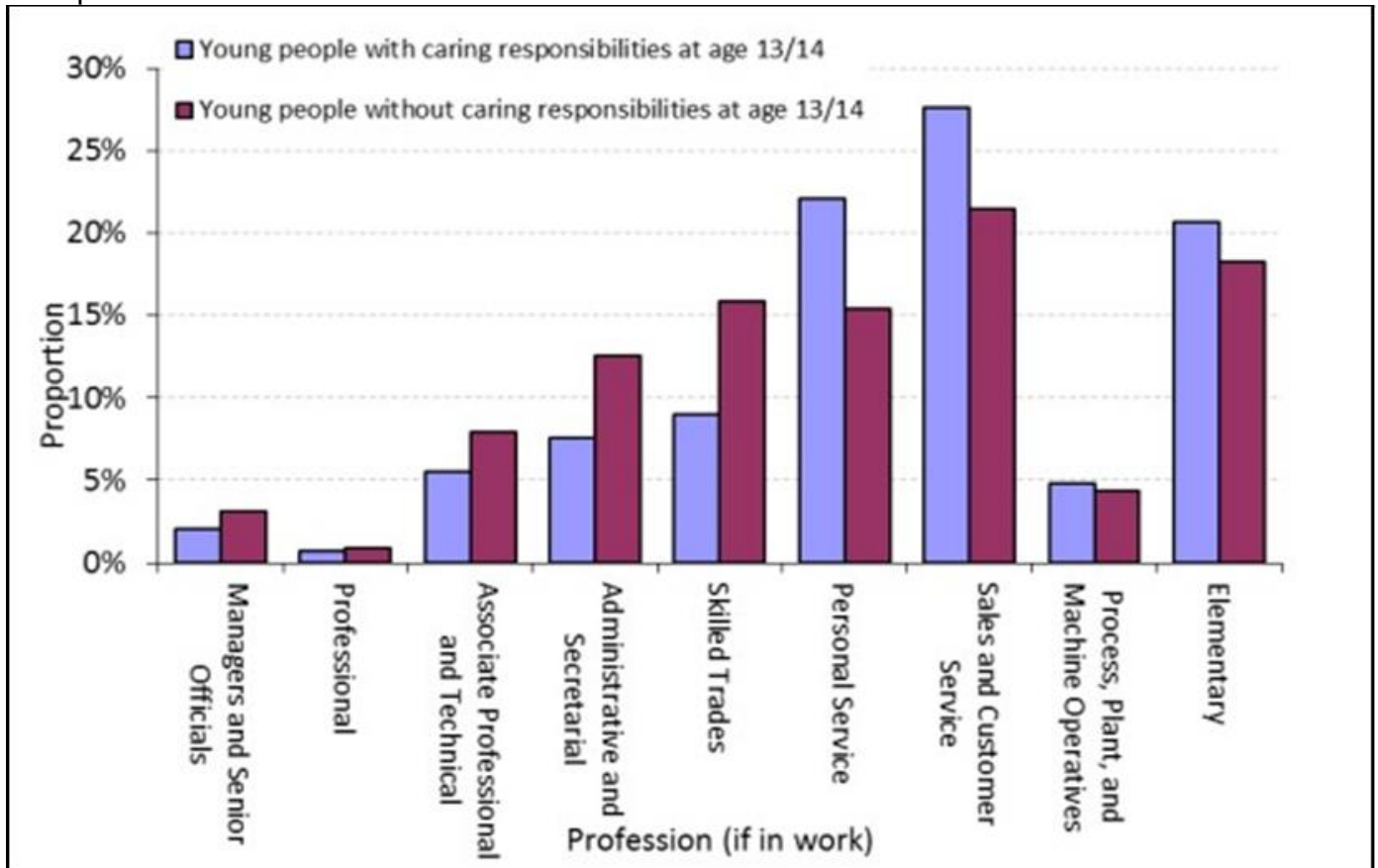
### ***Effect on Early Employment***

The LSYPE data also shows that young carers in work at age 20/21 are more likely to be in lower skilled occupations, although again this is not as strong as the GCSE.

Figure 3 below shows that young carers are more likely to be in professions such as personal service, sales or customer service than their peers, and less likely to be in managerial, associate or skilled trade roles. Dearden and Becker (2000) point to young carers sometimes being influenced by the skills gained through their experiences, for example, applying for work in the 'caring professions'.



**Figure 3:** Occupations for Young People Who Were in Employment at Age 20/21 for Different Groups within the Cohort



Source: [Longitudinal Study of Young People in England \(LYPSE\)](#)

The LYSPE data demonstrates a significant association between young people caring in their mid-teens and lower educational attainment by the age of 16.

There is also a clear association between being a young carer and having lower job prospects and educational opportunities between 16 and 19, and between being a young carer and the likelihood of being in lower skilled occupations at age 20/21. This evidence provides a strong rationale for tackling the problem of young people taking on a caring role during their teenage years.

### ***Young Adult Carers at School***

Research in 2013 by Dr. Joe Sempik and Professor Saul Becker was based upon work commissioned by the Carers Trust and supported by the University of Nottingham.

Their research set out to investigate the experiences and aspirations of young adult carers in relation to school, further and higher education, and work. A total of 362 people viewed the survey from which the responses of 295 young adult carers aged 14–25 were then analysed.

The first report explored the experiences and perceptions of school by young adult carers who were still at school (Sempik and Becker, 2013a).

A summary of the key findings from this research is outlined below:

- A survey of young carers (average age 15.5 years) who were still at school shows that two thirds were providing a high or very high level of care
- Almost a third (29%) reported that their own physical health was ‘just OK’, and 38% reported having a mental health problem

- Only half had received additional support from a member of staff at school. 42% said there was not a particular person at school who recognised them as a carer and helped them
- Less than half (46%) thought they had received good careers advice and only 19% of the total sample thought that it took their caring role into account
- The majority of young adult carers (78%) considered they were doing well at school but less than half (48%) actually said they enjoyed school
- The majority (84%) said they intended to go to university or college. However, 24% thought they could not afford to go, and 41% were 'unsure' whether they could afford it
- Most young people (67%) informed school staff that they were a carer but the majority of those who did not felt that 'there was no point' in telling anyone
- A quarter of those asked (26%) were bullied at school because of their caring role
- Few (15%) had received a formal review or assessment of their needs, and only half felt that their family received good support and services
- The majority of respondents who attended a young carers project or a young adult carers project (65%) felt that it had improved their confidence, and 54% thought that they had more friends as a result. Also 39% felt they had performed better at school because of the project

Based on these findings, the report authors make a number of recommendations [here](#).

### ***Young Carers at College and University***

Young adult carers are often an overlooked group with limited services that meet their needs and little awareness among professionals and the wider public about the challenges they face.

'*Young Carers at College and University*' was the second report published by Sempik and Becker (2013b). In this second report, the experiences and perceptions of 101 young adult carers who are in further and higher education were explored. A summary of the key findings from this research is included below:

- The 101 young adult carers who were in further or higher education showed that on average they provided a 'very high' level of care
- 39% rated their physical health as either 'Just OK' or 'Poor'; and 45% reported having mental health problems
- Despite most respondents (79%) enjoying college or university, over half of them (56%) were experiencing difficulties because of their caring role
- 16% were concerned that they might have to drop out of college or university.
- Those who reported that they found college or university difficult had significantly higher caring responsibilities
- 75% of respondents informed college or university staff of their caring role. Despite this, 45% said there was no one who recognised them as a carer and helped them
- Of those who did not inform college or university staff, the main reason for not doing so was that there was 'no point'
- The majority of respondents (62%) had not had a formal assessment by a social worker or other health/social care professional. Almost a third (30%) believed they had not received good services as a young carer or adequate support for their families (31%)
- 56% of respondents received a bursary to help with their studies, including 12 of the 17 at university. Only 4.6% of respondents (4 of 87) received Carer's Allowance, and 21% (13 of 62) were in receipt of some other form of benefit
- 60 of the respondents were currently attending a young carers' or young adult carers' service. Of these, almost all (95%) felt that their confidence had improved as a result and that they had more friends (87%)

Based on these findings, the report author's recommendations are [here](#).

## Young Adult Carers and Employment

Young adult carers are often an overlooked group with limited services to meet their needs. There is also little awareness among professionals and the wider public about the challenges they face. In the series by Sempik and Becker (2013c), the third report, '*Young Adult Carers and Employment*', explores the experiences and perceptions of carers who are in employment, or not in employment, education or training (NEET) (n=77). A summary of the key findings from this research is included below:

- A survey of 77 young adult carers who had left school and were either in work, or NEET showed that, on average, they provided a 'very high' level of care. 27 of the young adult carers (39.1%) who responded did not think that their families were receiving good support and services
- 45% reported that their own physical health was 'Just OK' or 'Poor', and over half (51%) reported having a mental health problem
- Of the 77 respondents, almost half (49.6%) were unemployed. This represents 21% of the total young adult carers in the wider survey who were no longer at school (n=183)
- The most frequently reported highest qualification held by the respondents was GCSEs at grade D–G (28%). Of those respondents no longer in education, only a small percentage (8%) had no qualifications. Qualifications of the rest ranged from GCSEs (49%) through to degrees (12%)
- Of the 37 respondents who answered the question, over half (54%) felt that they would have got better grades at school if it was not for their caring role
- 87% (of 37 respondents) felt that they had not received good career advice at school and that the advice did not take into account their caring role
- Of the 38 respondents who had been to college or university, 11 (29%) had dropped out because of their caring role. This is four times greater than the national average for degree courses
- Of the 39 respondents who were in work, 17 (44%) had chosen the job because it was not far to travel and they could continue to care; 38% of the young adult carers had also considered flexibility of working hours (so that they could care) when choosing their job
- On average, young adult carers were absent from work for the equivalent of 17 days per year, and were late or had to leave early on approximately 79 days per year because of their caring responsibilities. This suggests that ongoing caring commitments can have a substantially disruptive effect on workplace attendance
- 32 young adult carers in work (67%) informed their managers of their caring role, 41% of these reported that their managers were not supportive
- Only a small proportion of the sample, (6 of the 77 respondents), were in receipt of any benefits. Many more would have an entitlement to some form of financial support but for whatever reason had not claimed, or had not received, any assistance

Based on these findings, the research author's recommendations are [here](#).

### Overview

Results from [2011 Census](#), reveal that nationally there are 166,363 young carers (aged 0 – 24) in England, compared to around 139,000 identified in the [2011 Census](#). This is likely to be an under representation of the true picture as many remain under the radar of professionals.

In its report, [Hidden from View \(2013\), the Children's Society](#) highlights that:

- One in 12 young carers is caring for more than 15 hours per week.
- Around one in 20 misses school because of their caring responsibilities.
- Young carers are 1.5 times more likely than their peers to be from black, Asian or minority ethnic communities, and are twice as likely to not speak English as their first language.
- Young carers are 1.5 times more likely than their peers to have a special educational need or a disability.
- The average annual income for families with a young carer is £5,000 less than families who do not have a young carer.
- There is no strong evidence that young carers are more likely than their peers to come into contact with support agencies, despite government recognition that this needs to happen.
- Young carers have significantly lower educational attainment at GCSE level, the equivalent to nine grades lower overall than their peers e.g. the difference between nine B's and nine C's.
- Young carers are more likely than the national average to be not in education, employment or training (NEET) between the ages of 16 and 19.

Results from the 2011 Census shows that the percentage of people with 'Not Good' general health was generally higher among those providing unpaid care compared with those not providing it, and that this percentage rose with greater amounts of unpaid care provided. This pattern has been shown to be reflected among both adult and young carers.

In addition to general health, there is a clear relationship between poor mental health and caring. The [Liverpool Public Health Observatory Report \(2012\)](#) Merseyside highlights that one third of young carers care for someone with a mental health problem. Furthermore, children with a parent who has a mental health problem are known to be more likely to suffer from low levels of mental and emotional health and this group therefore emerges as a particularly vulnerable cohort.

Missing school because of caring duties is likely to affect longer term education and employment outcomes. [Research by the Audit Commission in 2010](#) found that young adult carers between the ages of 16 and 18 had a much greater chance of being not in education, employment and training (NEET). Of these, 75% had been NEET at least once (compared with 25% of all young people) and 42% had been NEET for six months or more (compared with 10% of all young people).

[Research from the National Institute of Adult Continuing Education](#) shows that for young adults on-going caring responsibilities mean that young adult carers are less likely to be in further or higher education. Among young carers aged 16-24, fewer than 16% of women and 21% of men who were caring for more than 20 hours per week were in education, in comparison to a 25% average for their peers with no caring responsibilities.

## National and Regional

This section highlights comparative data to statistical neighbours, North West and England. Table 1 below highlights unpaid care from Census 2011 by age, gender and statistical neighbours.

**Table 1:** Percentage of unpaid care by Gender, Age-bands and Hours of Unpaid Care by Statistical Neighbours, 2011 Census.

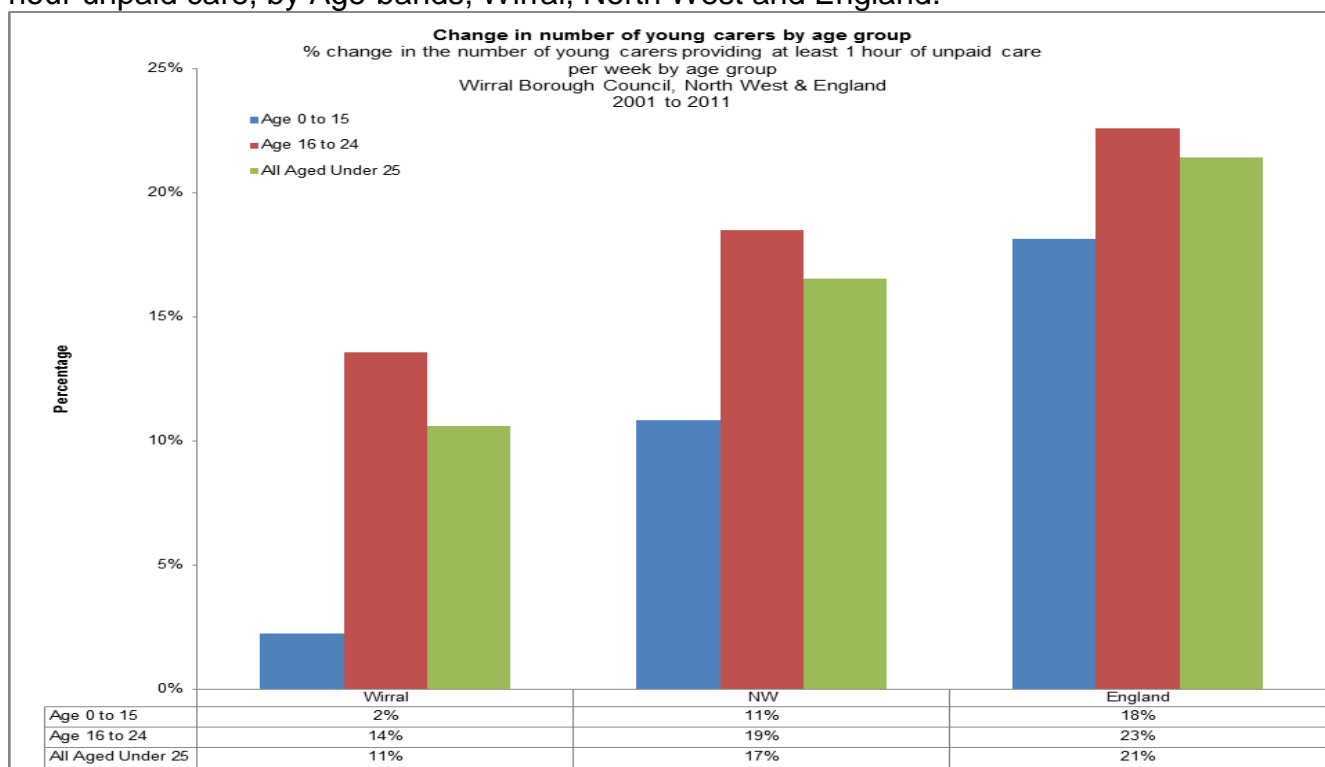
Geography	Gender		Agebands		Hours of Unpaid Care		
	Male	Female	0-15	16-24	1-19	20-49	50+
Halton	45.8%	54.2%	27.6%	72.4%	68.3%	19.1%	12.5%
Sefton	46.1%	53.9%	25.6%	74.4%	74.6%	15.1%	10.3%
St. Helens	45.1%	54.9%	24.2%	75.8%	69.2%	19.2%	11.6%
Wigan	45.0%	55.0%	26.6%	73.4%	72.8%	16.8%	10.4%
<b>Wirral</b>	<b>44.7%</b>	<b>55.3%</b>	<b>26.3%</b>	<b>73.7%</b>	<b>72.4%</b>	<b>15.3%</b>	<b>12.3%</b>
Darlington	46.3%	53.7%	26.6%	73.4%	71.3%	16.3%	12.5%
Hartlepool	44.1%	55.9%	23.9%	76.1%	67.7%	18.6%	13.7%
North Tyneside	44.8%	55.2%	27.6%	72.4%	76.4%	13.6%	10.1%
Redcar and Cleveland	43.2%	56.8%	24.1%	75.9%	70.5%	16.4%	13.1%
Stockton-on-Tees	45.0%	55.0%	23.3%	76.7%	69.8%	17.9%	12.2%
<b>North West</b>	<b>45.2%</b>	<b>54.8%</b>	<b>25.6%</b>	<b>74.4%</b>	<b>73.9%</b>	<b>16.2%</b>	<b>11.5%</b>
<b>England</b>	<b>45.7%</b>	<b>54.3%</b>	<b>26.9%</b>	<b>73.1%</b>	<b>76.7%</b>	<b>14.7%</b>	<b>11.1%</b>

Source: <https://www.nomisweb.co.uk/>, Census 2011

As we can see Wirral has similar percentages to statistical neighbours but with slightly higher under 24 female carers. In terms of age-bands and hours of unpaid care they are both similar to others.

In figure 4 below are percentage change between 2001 and 2011 Census with Wirral seeing overall increases in that time but with greater increases seen at North West and England respectively

**Figure 4:** Change between 2001 and 2011 Census in numbers of young carer of at least 1 hour unpaid care, by Age-bands, Wirral, North West and England.



Source: <https://www.nomisweb.co.uk/>, Census 2011

## Wirral

Results from the 2011 Census (table 2) show that 2,840 people in Wirral aged under 25 identified themselves as providing unpaid care. There are in the region of 90,000 residents aged 24 and under, so this equates to around 3% of that age group providing care, with 350 self-reporting that they provide 50 or more hours unpaid care a week. These are likely to be underestimates.

**Table 2:** Hours of care provided by Wirral Young and Young Adult Carers - aged 0-24 from Census 2011 data

Care given (Hours)	Number
Provides 1 to 19 hours unpaid care a week	2,057
Provides 20 to 49 hours unpaid care a week	433
Provides 50 or more hours unpaid care a week	350
<b>Total Number providing unpaid care</b>	<b>2,840</b>

Source: <https://www.nomisweb.co.uk/> Census 2011

Table 3 below suggests that 748 of Wirral's self-reported young carers are aged between 0 – 15 with 2,092 between 16 and 24 years

**Table 3:** Age bands of Wirral Young and Young Adult Carers - aged 0-24 from Census 2011

Age-band of Carers	Number
Age 0 - 15	748
Age 16 – 24	2,092
<b>Total aged 0 – 24</b>	<b>2,840</b>

Source: <https://www.nomisweb.co.uk/> , Census 2011

Research in 2010, in the form of a [BBC and University of Nottingham survey](#) of more than 4,000 UK school pupils, found one in 12, or over 8%, had moderate or high levels of caring responsibility. This was four times what the official census figures in 2001 showed. This research suggests that the official figures may underrepresent the level of need identified through the 2011 Census. This may be because many young carers often come from hidden and marginalised groups, including children caring for family members with mental illness and parental substance dependency.

For Wirral this equates to in the region of 2,061 and 2,375 secondary school children depending upon the population age ranges are considered. The underpinning research is not specific for the term 'secondary age' children and as such we have taken this measurement from both those aged 11 to 17 and 11 to 18 to provide us with the figures above.

### **Young Carers within Wirral Wards**

In table 4 below young carers are identified by their self-reported Ward location in 2011 Census. Bidston and St. James (12.7%), Birkenhead and Tranmere (12.2% and Seacombe 11.2%) have the highest numbers/percentages of unpaid carers aged 0 – 24 compared to the number of self-reported carers in the ward. West Kirby and Thurstaston (4.1%), Clatterbridge (4%) and Heswall (2.6% have the lowest numbers/percentages of young carers on this comparative basis.

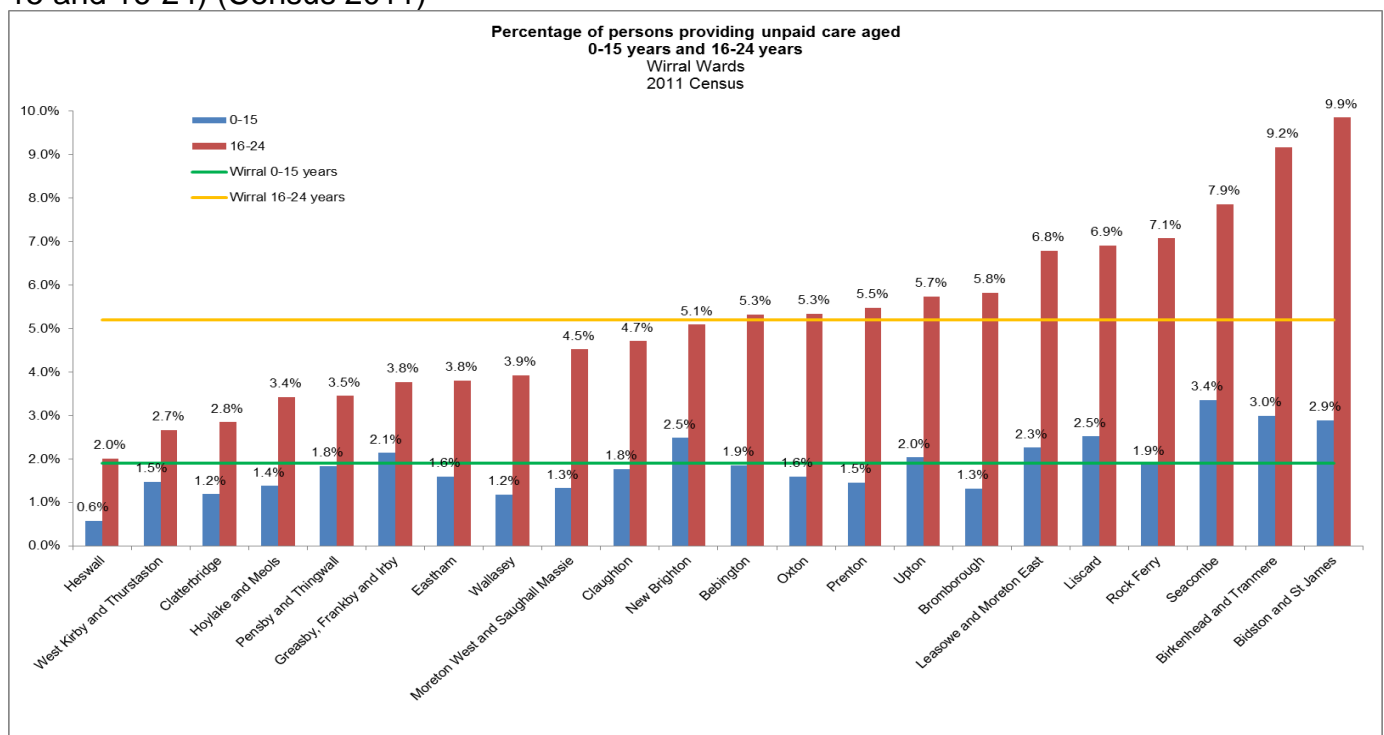
**Table 4:** Numbers and Percentages of unpaid carers by Wirral Ward by age-bands (0-15, 16-24 and 0 - 24) (Census 2011)

2011 ward	0-15		16-24		0-24		All Unpaid Carers as Ward Population
Bidston and St James	49	2.9%	167	9.9%	216	12.7%	1,695
Birkenhead and Tranmere	47	3.0%	144	9.2%	191	12.2%	1,570
Seacombe	59	3.4%	138	7.9%	197	11.2%	1,756
Liscard	47	2.5%	129	6.9%	176	9.4%	1,868
Leasowe and Moreton East	42	2.3%	126	6.8%	168	9.0%	1,857
Rock Ferry	30	1.9%	113	7.1%	143	8.9%	1,598
Upton	43	2.0%	121	5.7%	164	7.8%	2,109
New Brighton	43	2.5%	88	5.1%	131	7.6%	1,730
Bebington	36	1.9%	103	5.3%	139	7.2%	1,936
Bromborough	24	1.3%	106	5.8%	130	7.1%	1,821
Prenton	27	1.5%	101	5.5%	128	6.9%	1,845
Oxton	29	1.6%	97	5.3%	126	6.9%	1,818
Clughton	32	1.8%	85	4.7%	117	6.5%	1,805
Greasby, Frankby and Irby	46	2.1%	81	3.8%	127	5.9%	2,147
Moreton West and Saughall Massie	25	1.3%	85	4.5%	110	5.9%	1,879
Eastham	28	1.6%	67	3.8%	95	5.4%	1,759
Pensby and Thingwall	34	1.8%	64	3.5%	98	5.3%	1,855
Wallasey	24	1.2%	80	3.9%	104	5.1%	2,037
Hoylake and Meols	23	1.4%	57	3.4%	80	4.8%	1,666
West Kirby and Thurstaston	26	1.5%	47	2.7%	73	4.1%	1,761
Clatterbridge	23	1.2%	55	2.8%	78	4.0%	1,933
Heswall	11	0.6%	38	2.0%	49	2.6%	1,895
<b>Wirral</b>	<b>748</b>	<b>1.9%</b>	<b>2,092</b>	<b>5.2%</b>	<b>2,840</b>	<b>7.0%</b>	<b>40,340</b>

Source: <https://www.nomisweb.co.uk/> Census 2011

This distribution of young carers across Wirral wards can also be seen in figure 5 and Map 1 below. These figures could be relative to the overall age structure of these wards. With those with lower numbers of young carers having an older population profile and visa-versa for those with higher young carer numbers

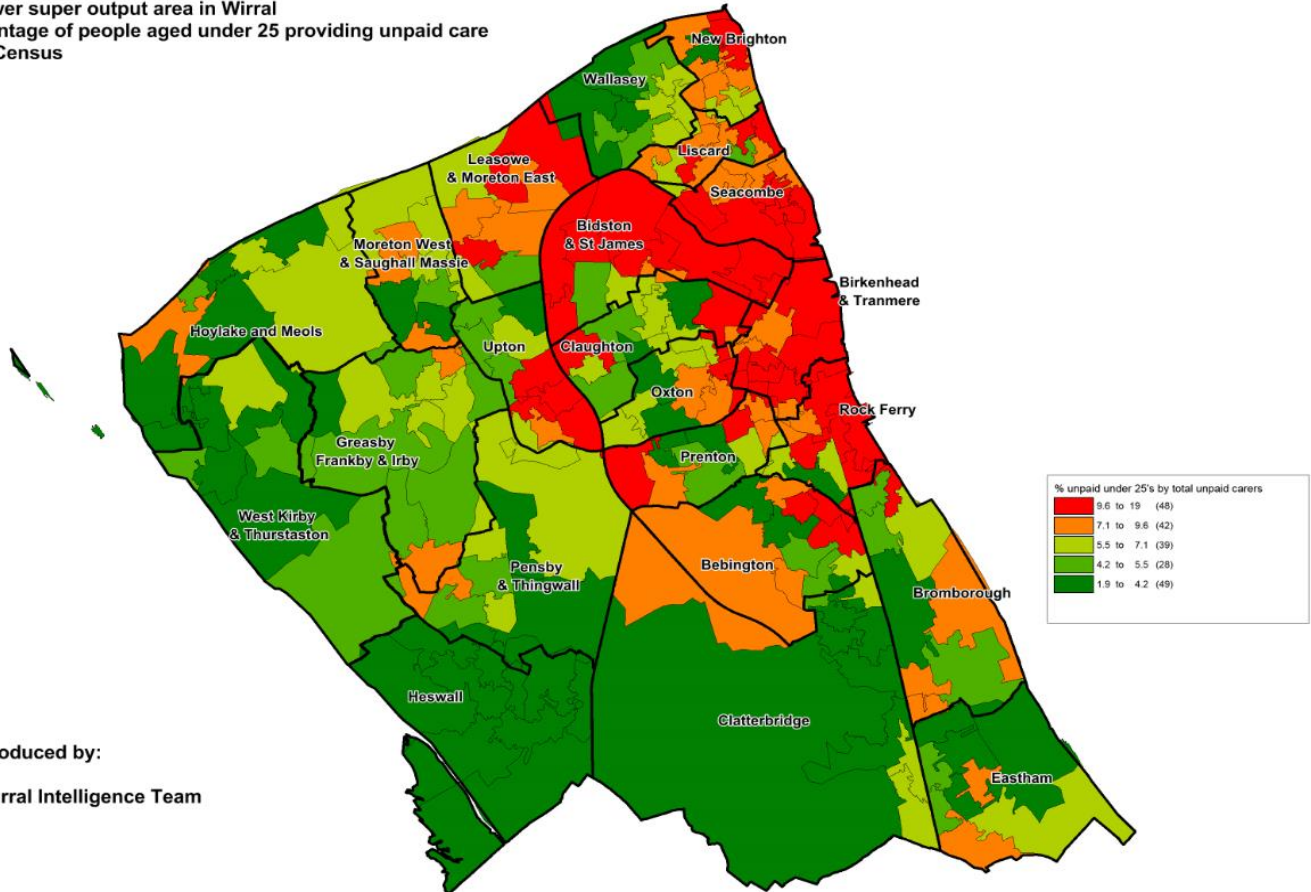
**Figure 5:** Comparison of unpaid Young Carers by Wirral Ward as percentage, by age-bands (0-15 and 16-24) (Census 2011)



Source: <https://www.nomisweb.co.uk/> Census 2011

**Map 1: Comparison of self-reported unpaid Young Carers by Wirral Lower Super Output Area (0-24) (Census 2011)**

Provisions of unpaid care by lower super output area in Wirral  
 Percentage of people aged under 25 providing unpaid care  
 2011 Census

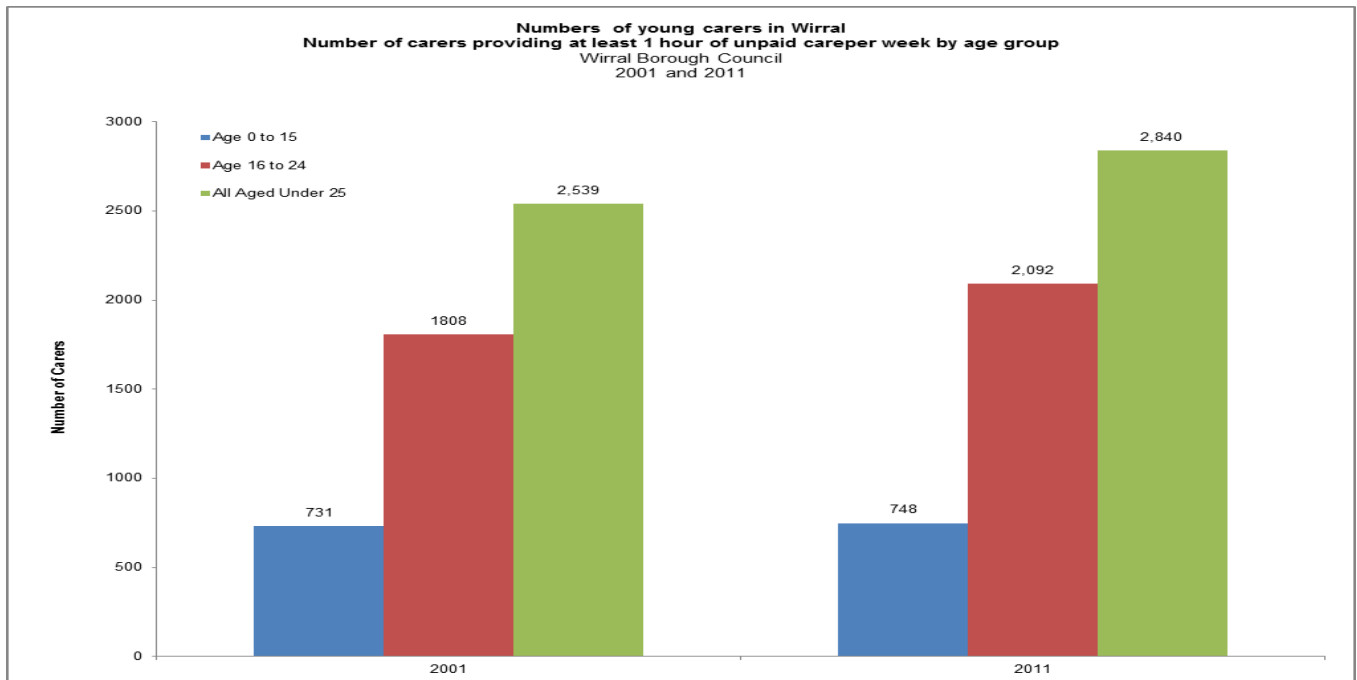


Produced by:  
 Wirral Intelligence Team

Source: <https://www.nomisweb.co.uk/>, Census 2011

**Changes between Census 2001 and 2011**

**Figure 6: Comparison of number of unpaid Wirral Young Carers, by age-bands (0-15 and 16-24) between Census 2001 and 2011**



Source: <https://www.nomisweb.co.uk/>, Census 2011

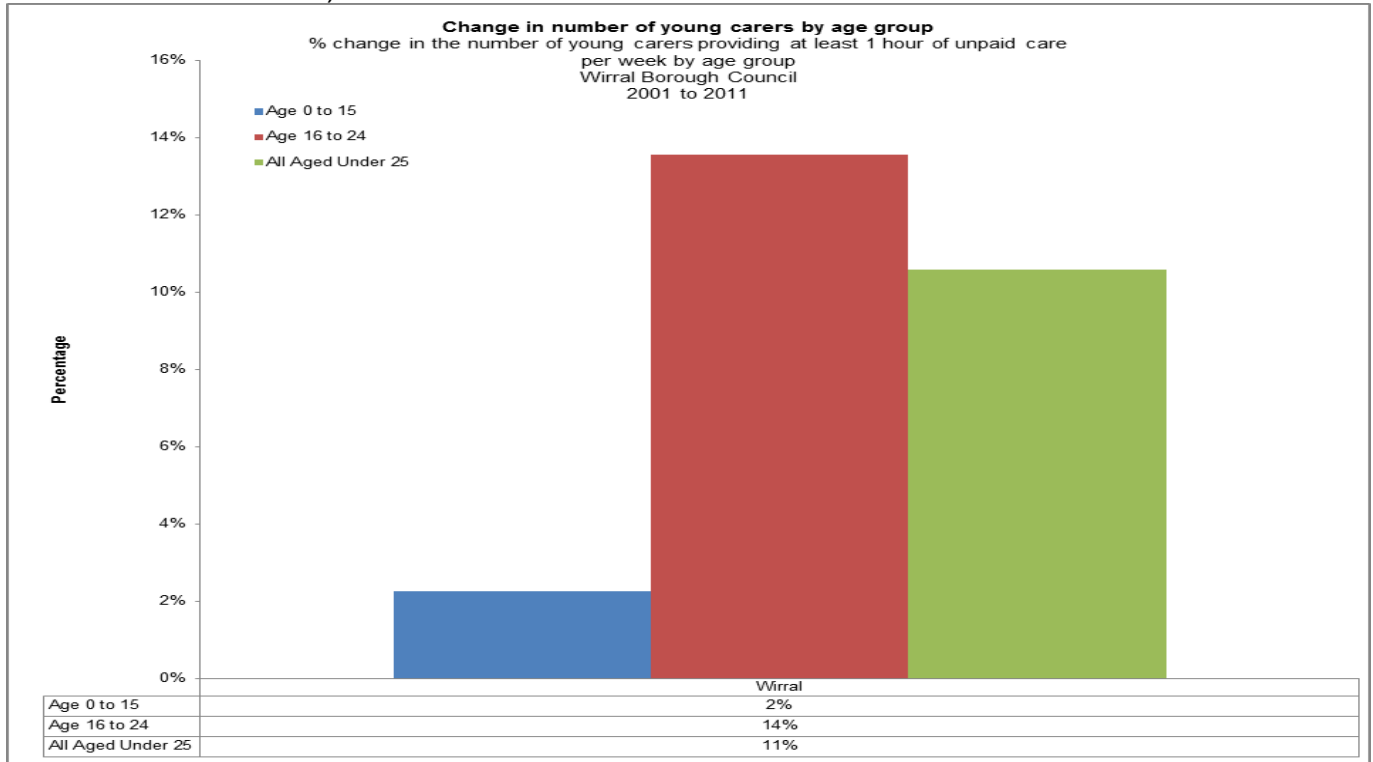
In figure 6 above is comparison between 2001 and 2011 census results.



There was an overall increase from 2,539 self-reported young carers in 2001 to 2,840 in 2011

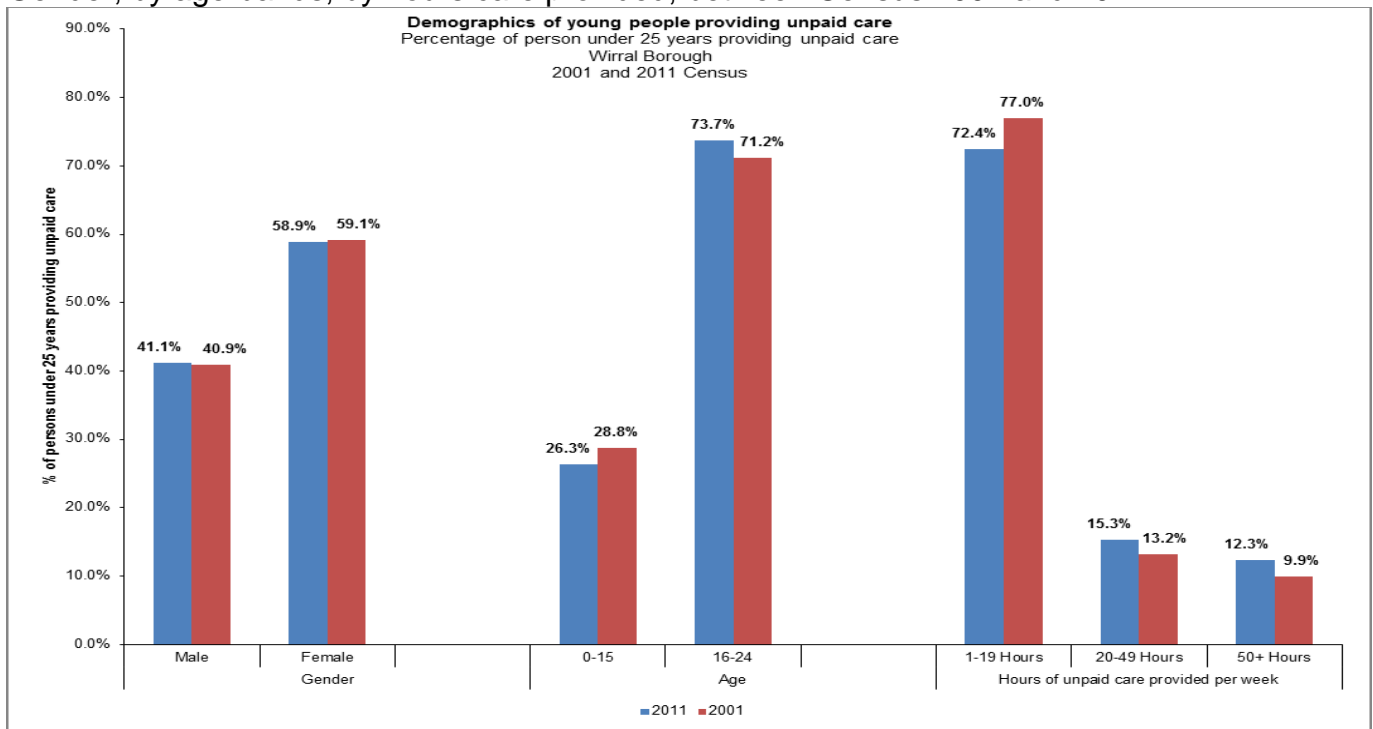
Figure 7 describes this change as a percentage between 2001 and 2011 as 2% increase in 0-15 year old carers, 14% those carers aged 16-24 and 11% overall

**Figure 7:** Comparison of percentage change of unpaid Wirral Young Carers, by age-bands (0-15, 16-24 and all under 25) between Census 2001 and 2011



Source: <https://www.nomisweb.co.uk/> , Census 2011

**Figure 8:** Demographic comparison as percentage change of unpaid Wirral Young Carers, by Gender, by age-bands, by hours care provided, between Census 2001 and 2011



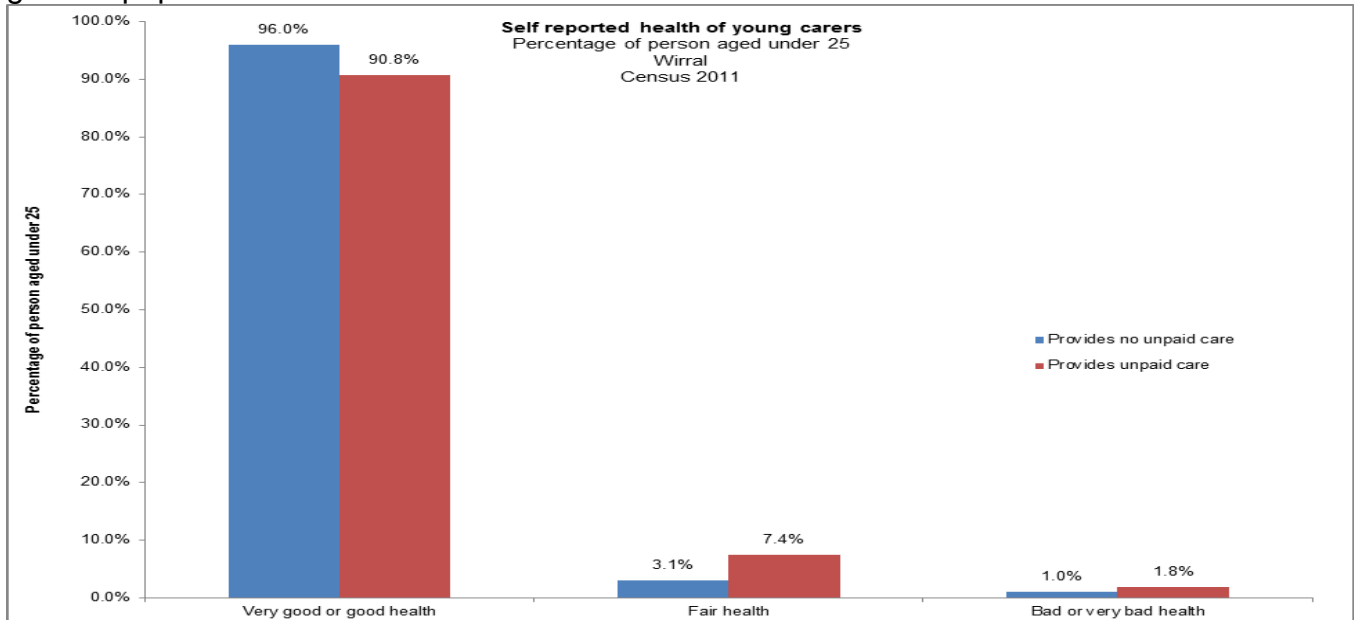
Source: <https://www.nomisweb.co.uk/> , Census 2011

Figure 8 provides an overall demographic comparison between 2001 and 2011 Census:

- Male young carers fell by less than 1%
- 0-15 year old young carers decreased by 2.5% with 16-24 year olds increasing to 73.7%
- More young carers are providing more unpaid care hours with 20-49 and 50+ hours increasing by over 2% between Census 2001 and 2011

### Health of Young Carers

**Figure 9:** Self-reported health of unpaid Wirral Young Carers by all under 25, compared to general population Census 2011



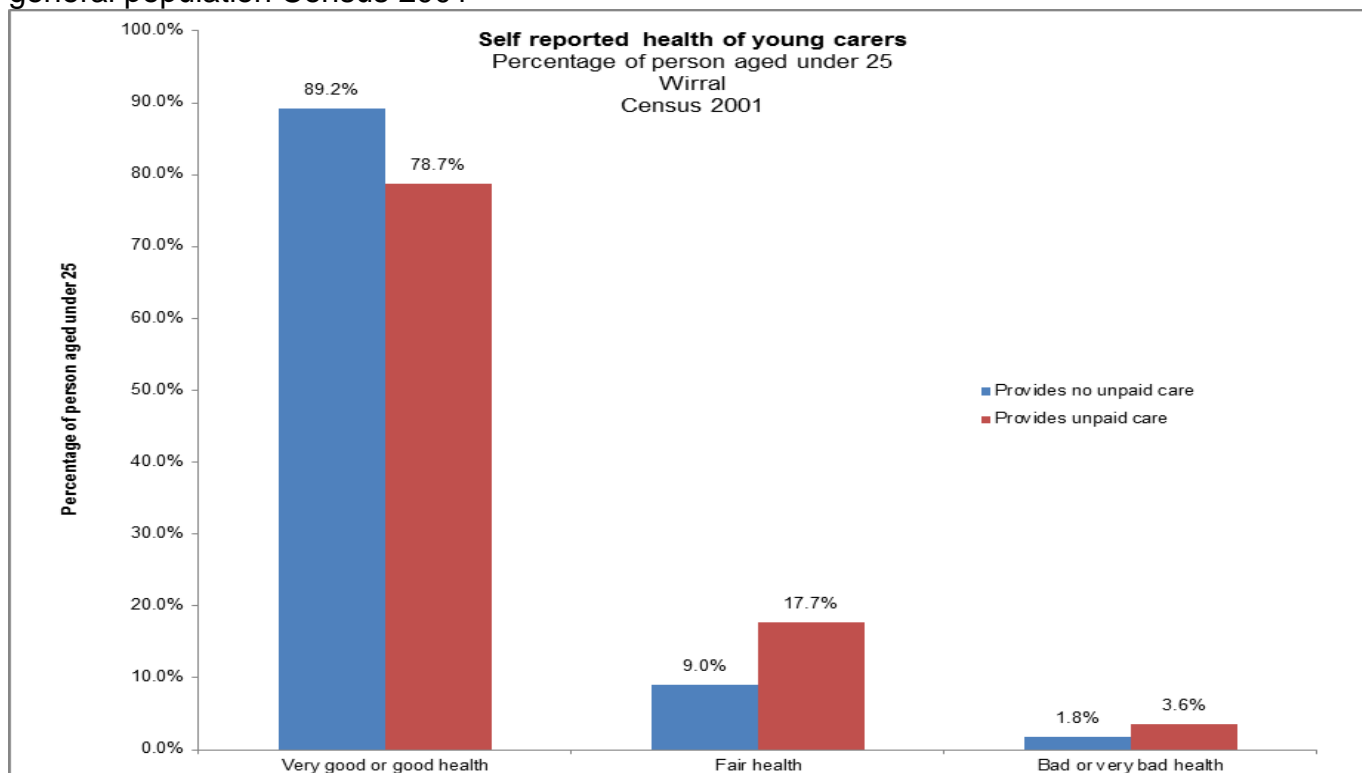
Source: <https://www.nomisweb.co.uk/> Census 2011

In figure 9 above the Census results, when comparing self-reported health of carers and non-carers then young carers have lower very good or good health with almost double (1.0% to 1.8%) reporting bad or very bad health compared to non-young carers.

However compared to the same results in Census 2001 (Figure 10) then it highlights the 2011 results as being a significant improvement on the previous reported outcomes.

- Self-reported young carer health increased from 78% satisfaction in 2001 to 90% in 2011
- Bad or poor health reduced from 3.6% in 2001 to 1.8% in 2011

**Figure 10:** Self-reported health of unpaid Wirral Young Carers by all under 25, compared to general population Census 2001



Source: <https://www.nomisweb.co.uk/>, Census 2011

### Local Provider - Barnardos Action with Young Carers

Barnardo's [Action With Young Carers Wirral](#) is commissioned to assess and support children and young people under 19 who live in Wirral who provide regular or ongoing care and emotional support to a family member who is physically or mentally ill, disabled or misuses substances. The service work within a whole family approach to reduce the negative impact of caring by enabling access to support for the young carer and family members where there is an identified need.

As such this provides the most reliable source of information about Young Carers in Wirral though efforts should be maintained and where possible increased to improving the identification of young carers across the area and also the quality of available data.

In the year April 2016- March 2017, the service supported 152 young carers aged 5-18,

Of those, 92 cases were newly identified young carers, and 89 were closed to the service with the primary illness or disability of the person being cared noted as mental illness, and this accounting for over a third of young carers. Mental illness was also a factor identified in caring for people with drug & alcohol issues and physical disabilities.

## Age of young carers

From performance data supplied by Barnardos in Table 5 below is the age breakdown of the service users. The majority of service users are between 9 and 17 though there is a wide range supported by the service.

**Table 5:** Wirral Young and Young Adult Carers – age breakdown from Barnardos Activity data for 2016/17

Age	Number	Percentage (%)
6	X	XX
7	X	XX
8	9	6.0
9	12	8.0
10	14	9.0
11	13	8.5
12	16	10.5
13	17	11.0
14	17	11.0
15	10	6.0
16	13	8.5
17	13	8.5
18	7	5.0
19	X	XX
<b>Total</b>	<b>152</b>	<b>100</b>

Source: Data Captured by Barnardos Action with Young Carers 2017

Notes: X numbers suppressed less than 5

## Where in Wirral?

Of the 152 carers accessing the service in 2016/17 the distribution by area of Wirral can be seen in Table 6 below

**Table 6:** Wirral Young and Young Adult Carers – distribution across Wirral breakdown from Barnardos Activity data for 2016/17

Area	Number	Percentage (%)
Birkenhead	61	40
Wallasey	47	31
Wirral West	17	11
Wirral South	13	9
None identified	14	9
<b>Total</b>	<b>152</b>	<b>100</b>

Source: Data Captured by Barnardos Action with Young Carers 2017

Over 70% of Young Carers being supported where from Birkenhead and Wallasey constituencies

### Number of people cared for

Of the 152 carers accessing the service in 2016/17 the number of people being cared by young carers across Wirral can be seen in Table 7 below. The majority, almost 70%, care for one person but some young people can care for two or more dependents.

**Table 7:** Wirral Young and Young Adult Carers – number of people being cared for breakdown from Barnardos Activity data for 2016/17

No of people caring for	Number	Percentage (%)
Not available	9	6
1	106	70
2	30	20
3	7	4
<b>Total</b>	<b>152</b>	<b>100</b>

Source: Data Captured by Barnardos Action with Young Carers 2017

### Household composition

Of the 152 carers accessing the service in 2016/17 the key headlines in terms of household composition are:

- 44% of young carers live in lone parent households
- 70% of young carers care for one adult family member
- 20% care for two adult Family Members

### Ethnicity of Young Carers

Almost all young carers involved in the Barnardos programme are from White- British ethnic group as seen in Table 8 below.

**Table 8:** Wirral Young and Young Adult Carers – number of people being cared for breakdown from Barnardos Activity data for 2016/17

Ethnicity	Number	Percentage (%)
Mixed/Multiple - White/Black African	Between 1-10	X
Other Ethnic Groups	Between 1-10	X
White - British	Between 142 - 152	X
<b>Total</b>	<b>152</b>	<b>100</b>

Source: Data Captured by Barnardos Action with Young Carers 2017

Notes: X - numbers suppressed less than 5

### Condition of the cared for

Of the 152 carers accessing the service in 2016/17 the range of conditions of the cared for can be seen in Table 9 below

**Table 9:** Wirral Young and Young Adult Carers – health conditions of those being cared for - breakdown from Barnardos Activity data for 2016/17

Health condition of Cared for	Number	Percentage (%)
Mental Ill Health	79	52
Chronic Ill Health	45	30
Physical Disability	39	26
Neurological Condition	34	22
Learning Difficulty/Disability	33	22
Terminal Illness	11	7
Sensory Impairment	10	7
Drugs/Alcohol	X	X
Other	X	X

Source: Data Captured by Barnardos Action with Young Carers 2017

Notes: numbers and percentages do not total to overall responses or 100% as multiple answers as to health conditions were offered. Also X - numbers suppressed less than 5

The table 9 above suggests that as the most prevalent condition of those being cared for are mental health issues and this was recorded by over 50% Young Carers . Then others seen in significant numbers include chronic ill-health 30% of those cared for (n~45), physical disability at 26% (n~39), and both neurological condition and Learning Disability at 22% (n~34 and n~33 respectively).

#### Conditions of Cared for Adults

- 52% of young carers were caring for adults with a diagnosed mental health illness.
- 4% children whose parents also had identified drug and alcohol issues and in treatment.
- 26% children were caring for adults with a Physical/illness disability
- 7% were caring for adults with a terminal illness.
- 22% children were caring for adults have a Neurological Condition (e.g. MS Brain Tumour, Stroke, Dementia)

#### Referral source

Of the 152 carers accessing the service in 2016/17 the range of referral sources is considerable and is noted in Table 10 below. There is a range of referral routes to the service.

**Table 10:** Wirral Young and Young Adult Carers – referral source - Barnardos Activity data for 2016/17

Referral Source	Number	Percentage (%)
School - Learning Mentor School - Other School - Teaching Staff College	41	27.0%
Family/Self	39	25.7%
Children's Social Care	21	13.8%
Early Intervention Team or Family Support Worker or Youth Offending Service or Youth Service	10	6.6%
CAMHS or Child Health (School Health, Paediatrician) or Children's Centre	9	5.9%
Specialist Nurse or Health Visitor Occupation Therapist	8	5.3%
Voluntary Organisation or Other	8	5.3%
Adult Mental Health or Adult Social Care	7	4.6%
(blank)	9	5.9%
<b>Total</b>	<b>152</b>	<b>100.0%</b>

**Source:** Data Captured by Barnardos Action with Young Carers 2017

**Notes:** Numbers suppressed less than 5 by combining referral sources

## Local, Community and Stakeholder views

Through a broad variety of consultation and engagement events, and feedback from young carers and families supported through Barnardos Action with Young Carers service young carers and their families living in Wirral.

Young carers said in the link to [No wrong door video](#) produced by Wirral Young Carers that:

- have no one to talk to
- are scared to tell anyone about their home circumstances
- are tired and hungry, frightened and isolated
- are stigmatised, ashamed and guilty
- are worried about things like finances or being put into care
- are looking after siblings as well as parents
- have difficulty getting to school on time/stay in the whole day
- find it difficult to concentrate and hold on to their tempers
- need in information and explanations
- lack confidence

Parents said that:

- fear of losing children and the reality of this happening
- uncertainty and complexity of their lives
- feeling of being 'on trial' for their parenting abilities
- fear of asking for help
- suffer isolation and stigma
- impossibility of parenting without family and social networks

## What is this telling us?

Young carers could potentially lagging behind at school and missing out on their childhoods because of the demands placed on them, or not achieving in the employment arena according to [Hidden from View that was released by The Children's Society](#) to coincide with census statistics in 2013. Although great strides have been made young carers continue to need the support of local services and agencies.

## Groups most at risk

There are a number of aspects and situations that suggest young carers are more at risk of having to provide support or having to curtail their lives to give support. Some examples are below:

### ***Reliance on Young Carers***

The key issue facing both Children and Young People and Adult Service leads is ensuring that vulnerable people do not rely on their children to carry out an inappropriate caring role. Whilst ensuring that this is achieved, support should be given to the young carers and their families to reduce the impact of the caring role on the child or young person while minimising any potential risk to the young carer or the adult needing care

### ***Young Carers and Parental Substance Misuse***

In the report produced by the [Princess Royal Trust for Carers](#) „[At What Cost To Young Carers](#)’ the authors suggest that the implications of being one of the UK’s 175,000 known young carers, heighten the impacts such as the greater risk of truancy, under-achievement, isolation, mental and physical ill health, poverty and stress are exacerbated.

These risks are particularly acute for young people affected by parental substance misuse, parental alcohol and parental mental health problems.

### ***Missing school through caring responsibilities***

Anecdotally, young carers' services regularly receive referrals of young people who are missing most or all of their schooling in order to care for someone. This relatively small group of persistent absentees is nevertheless a significant one: in England, just under 3% of all pupils account for 50% of truancy statistics and the Department for Education and Skills (now the Department for Education) has identified that 13,000 pupils in 200 schools in England are the young people whose needs are most acute.

In [research carried out by Aldridge and Becker, 2003](#) on 2001 National Census they identify the impact on young carers absence and their attainment. In more extreme situations, absence from school is a result of caring responsibilities or the nature of relatives' illness. For example, children may be afraid to leave parents, especially when they have a history of self-harm or suicide. Some physical illnesses are marked by periods of exacerbation and remission and during acute phases children stay at home to 'be there' in case they are needed. This can lead to low educational attainment if regular or persistent.

### ***Ethnicity***

Over 9 in 10 young carers known to Barnardos identified themselves as White British. This is above the ethnicity profile for Wirral as a whole; the relatively small number of individuals makes it difficult to know whether this is a true reflection of the ethnicity of all young carers in the area.

### ***Electoral Wards***

Figures from the Census show that proportion of unpaid young carers is highest in Bidston & St. James, Birkenhead and Tranmere and Seacombe with a combined 21% with over 600 young carers in these three wards alone.

## **Key issues and challenges**

## **What are we doing and why?**

## **Current activity and services**

### ***Barnardos Action with Young Carers, Wirral Support provided by the Service***

A range of support available based on the assessment of need and includes:

- Support, someone to talk to who will listen
- Support around emotional health & well-being
- Group work (focused/targeted)
- Participation in service design
- Information & advice about illness & disabilities of the cared for person
- Breaks from caring
- Opportunity to meet other young carers
- Support around education, employment and training
- Emergency planning
- Support for the cared for person including referral to adult services to address unmet need

**Contact:** Paula Hume Barnardo's Action with Young Carers and Start Smart  
0151 228 4455 Liverpool or 0151 678 7790 Wirral



### Key gaps in knowledge and services

- ***Improve the identification of Young Carers***

As a Wirral Partnership there should be the continued and increased effort to improving the identification of young carers in Wirral and subsequent quality of the available data. There may be opportunities for improvement within the current school census process.

Young Carers remain a hidden population of vulnerable children and young people, often coming to the attention of services when there is a crisis. The 2011 census statistics reveal there are 166,363 young carers in England, compared to around 139,000 in 2001. This is likely to be an under representation of the true picture as many remain under the radar of professionals. The Care Act and the Children and Families Act bring a responsibility to assess young carers on identification of need. There is work to be done to ensure that there is 'no wrong door' for young carers and that they are identified and receive the appropriate support at the earliest stage. The service receives a relatively low number of referrals from adult services; the development of a young carers pathway for adult and children's services as well as workforce development are current areas for development. The Memorandum of Understanding between Statutory Directors for Children's Services and Adult Social Services, 'Working together to support young carers' could be used as a catalyst for this.

The majority of referrals come through the service referral form; few are directed to the service through a request for services via the Integrated Front Door via a request for services. A young carer referral pathway linked to the early help pathway might help to address this issue.

The low number of referrals from both adult and children's services could be an indication of a lack of young carer awareness within the workforce; this could be an area the authority wishes to consider as part of their workforce development programme.

- ***Continue to provide access to support services***

An ageing population, reduction in health and social care budgets, welfare reforms and FACS eligibility criteria highlights the importance of ensuring that all young carers are able to access a range of personalised support services to support them to learn, develop and thrive and to enjoy positive childhoods. Therefore, to ensure best use of available resources and take advantage of the support delivered via universal services and within young carers own communities to meet need then continued development of creative partnerships could enable improved outcomes for young carers.

- ***Carers Assessment and Support Plan***

To have access to a quality Carers Assessment and Support Plan that recognises and values their caring role and the contribution they make but which also identifies the outcomes that they need to meet to enable them to learn, develop and thrive and to enjoy positive childhoods.

- ***Poverty***

Research from Barnardos shows that the average annual income for families with a young carer, is £5,000 less than families who do not have a young carer. Barnardos suggest they have witnessed first-hand the impact of the welfare reform austerity measures on the families they support.

The reduction of household income seems to have disproportionately affected those who are sick and disabled and has added to the emotional strain of family life. Barnardos have assisted families in trying to relieve these effects by; providing letters of support and attending benefit appeals to reverse decisions to remove or reduce benefits, supported applications for discretionary housing benefit to counteract the impact of the bedroom tax, provided food vouchers, and obtained funds for household items and family breaks.

- ***Young Adult Carers***

The Care Act gives Local Authorities a duty to assess young carers in transition if they have an appearance of need post 18. Barnardos suggest that national research shows that young adult carers age 18-25 have particular issues and needs and benefit from targeted support, and the work of Barnardos for example with other Young Adult Carers in a neighbouring authority provides useful evidence for what works which may be of value to Wirral in planning for meeting this requirement.

- ***Adult Services Involvement in Common Assessment Framework (CAF) and Team Around the Family (TAF)***

Whilst there are examples of positive impact of adult services involvement in TAF yet Barnardos suggest that further work could be undertaken to embed a whole family approach to assessment and identification of young carers

- ***Sharing and Recording of Assessments***

Legislation implies that the Young Carers assessment should be considered alongside the assessment of the adult. Currently there is no agreed mechanism for the storage of the assessments by the local authority (currently they are stored by Barnardos) or a formal information sharing protocol with adult or children's services

## What are possible further actions?

- **Assessment** - The Care Act 2014 sets out the entitlement of young carers to request a statutory assessment themselves. This was previously only requested via professionals. Since 2016 the Barnardo's Young Carer's service has provided this statutory assessment of needs. In line with the work by Barnardo's Wirral has been working on the development of a Young Carer's assessment on liquid logic and exploring the potential for young carers aged 12 upwards to fill in a self-assessment online. Wirral are also moving forward with an agreement for adult social care to take on this assessment for Young Carers aged 16 -18 allowing a smoother transition to adult services.
- **All Age Carers Strategy** - Wirral has been developing an All Age Carers Strategy. Bringing children's and adults services together in this way is significant as the major impact upon Young Carer's is from the adult in their life and services therefore need to work together and have a holistic focus. There has been a focus on developing a clear integrated pathway for all young carers and adult young carers. The Memorandum of understanding between adults and children's services has recently been updated that outlines how both services work together.
- **Re-commissioning** - As part of a Special Purpose Vehicle (SPV) - By going out to tender for a range of contracts that sit within the voluntary sector there is a risk that the sector could be destabilised leading to a negative impact on jobs and the services people receive. For 2017-18 the Young Carers service will be re-commissioned as part of a Special Purpose Vehicle (SPV) in Wirral.

The SPV brings together a range of voluntary organisations and has been developed by early intervention and prevention services from adult social care, the CCG, public health and Children's services. Bringing together these organisations within the scope of procurement rules will enable small, expert organisations that might otherwise be unable to compete for larger contract and will therefore lead to better quality public services.

- **Projected service use in 3-5 years and 5-10 years** -There is an inevitable tension in projecting service use. Other parts of the country have attempted to use data over time to estimate future increase and/or decreases in use of young carer services. As there is no national requirement to publish data on young carers it has been difficult to measure accurately how Census and local data for young carers compares to all its statistical neighbours. Estimating future demand remains an important if difficult outcome to achieve.
- **Unmet needs and service gaps** – changes from 2001 to 2011 Census and acceptance of the likely under self-reporting of young carers in turn suggests that we are under estimating numbers of young carers in Wirral. It suggests that there are could be significant number of young carers who are currently either unknown to statutory and voluntary sector agencies or deciding not to access services.
- **Raising the profile of Young Carers service with local stakeholders** e.g. Children and Families Social Care Team; Schools and Health Service etc.

## Key content

## Relevant and related National and local strategies

[The Care Act 2014](#) places a duty on local authorities to proactively identify, assess and consider how they can meet the needs of carers in their area who might have support needs that are not being met. The Care Act defines a carer as anyone who provides any amount of unpaid care. The Care Act requires local authorities to identify carers' needs through statutory Carers Assessments.

This duty extends to all carers, including the carers of citizens who are not receiving social care support. Under the Care Act, carers are recognised in law in the same way as those for whom they care, regardless of whether that person has eligible care needs, or not. The Care Act defines a carer as anyone who provides any amount of unpaid care. From April 2015, councils have had a duty to carry out assessments for all carers who ask for one, and to pro-actively identify and offer assessments to carers.

Once the assessment is complete, the local authority must decide whether the carer's needs are 'eligible' for support from the local authority. This approach is similar to that used for adults with care and support needs. In the case of carers, eligibility depends on the carer's situation. The carer's needs can be met by providing care and support directly to the person that they care for, for example, by providing replacement care to allow the carer to take a break, as long as the person needing care agrees.

In such cases, where the local authority charges for the type of care offered, the authority must carry out a financial assessment of the person who is cared for - the carer cannot be charged in such cases. An adult caring for a disabled child can get support through children's services.

Local authorities must also provide information and advice on local services to prevent carers' needs from developing further.

[The Children and Families Act 2014](#) amended the Children Act to make it easier for young carers to get an assessment of their needs and to introduce 'whole family' approaches to assessment and support. Local authorities must offer an assessment where it appears that a child is involved in providing care. This legislation is aligned with similar provision in the Care Act 2014 requiring local authorities to consider the needs of young carers if, during the assessment of an adult with care needs, or of an adult carer, it appears that a child is providing, or intends to provide, care. In these circumstances the authority must consider whether the care being provided by the child is excessive or inappropriate; and how the child's caring responsibilities affects their wellbeing, education and development.

Local authorities have a clear duty to undertake an assessment of a young carer's needs for support on request or on the appearance of need. Local authorities are required to ensure that young carers are identified and to consider whether the young care is a 'child in need'.

The Government have indicated that the amendment to the Children Act works with provisions in the Care Act 2014 so as to apply equally to both children's and adult services. The Guidance for the Care Act reinforces this and stresses those young carers should not be left with inappropriate levels of caring responsibilities. The key difference in considering support for young carers compared to adults is that adult carers have a choice in their caring role that young carers lack.

[The National Carers Strategy Action Plan 2014-16](#) had key priorities to support carers to care effectively and safely; look after their own health and well-being; fulfil their education and employment potential; and have a life of their own alongside caring responsibilities.

By providing effective support for carers we will improve the carer's quality of life, reduce incidences of poor mental health and physical injuries amongst carers, and support carers to further their education, careers and other interests. This can help reduce carer breakdown and enable carers to continue to carry out their caring roles.

Note: After over 2 years being promoted as a future action, the intended National Carers Strategy, was replaced with an alternate approach in November 2017, when the Minister announced that a cross-Government action plan will be launched in the New Year to improve support for carers informed by evidence from carers (still awaiting latest position (March 2018))

['No wrong doors: Working Together to Support Young Carers and their Families'](#) is a local memorandum of understanding (based on a national template) between statutory Directors of Children's and Adult Social Services. It reflects the important new duties and powers placed on local authorities by the Care Act 2014, Children and Families Act 2014, and reinforced in the Young Carers Assessments Regulations 2015, the Guidance related to both of these Acts and "Working Together to Safeguard Children" (DfE – 2015). The memorandum promotes working together between Adult's and Children's social care services and Action for Young Carers.

## Links

- Wirral Council <https://www.wirral.gov.uk/>
- Teen Wirral <https://www.teenwirral.com/>
- Wirral's Local Offer page <http://localofferwirral.org/>
- Barnardos <https://www.barnardos.org.uk/>
- National Young Carer websites
  - [The Children's Society](#)
  - [Carers Trust](#)
  - [Action for Children](#)
  - [NHS and Young Carers](#)
  - [ChildLine](#)
  - [Child Law Advice](#)

### Also see

- [Disabled Persons \(Services and Consultation and Representation\) Act 1986, S8 \(external link\)](#)
- [The Children Act 1989 \(external link\)](#)
- [NHS and Community Care Act 1990, S47 \(external link\)](#)
- [Carers \(Recognition and Services\) Act 1995, S1 \(external link\)](#)
- [National Service Framework for Mental Health 1999 \(PDF 403KB external link\)](#)
- [The Framework for Assessment of Children in Need and their Families 2000 \(PDF 339KB external link\)](#)
- [Carers and Disabled Children Act 2000 \(external link\).](#)
- [The Children Act 2004 – which established the five Every Child Matters Outcomes \(external link\)](#)
- [The Carers \(Equal Opportunities\) Act 2004 \(external link\)](#)
- [Practice guidance to the Carers \(Equal Opportunities\) Act 2004 \(SCIE 2005\) \(external link\)](#)
- [The Common Assessment Framework 2005.\(external link\)](#)
- [Mental health Act 2007 \(external link\)](#)
- [Putting People First: a shared vision and commitment to the transformation of adult social care \(DH 2007\) \(PDF 339KB external link\)](#)
- [Working Together to Safeguard Children 2010 \(external link\)](#)

## References

**ADASS, ADCS and the Children's Society (2012).** Working together to support young carers and their families, Last accessed 15 January 2018:

<https://www.local.gov.uk/sites/default/files/documents/no-wrong-doors-working-to-27d.pdf>

**Audit Commission (2010).** Against the odds: Targeted briefing – Young carers. Last accessed 15 January 2018. <http://edascot.org.uk/resources/Against%20the%20Odds.pdf>

**Aylward, N. (2009),** Access to education and training for young adult carers. National Institute of Adult Continuing Education, Policy Briefing. Last accessed 15 January 2018.

[http://www.nuffieldfoundation.org/sites/default/files/Access\\_to\\_education\\_and\\_training\\_for\\_young\\_adult\\_carers.pdf](http://www.nuffieldfoundation.org/sites/default/files/Access_to_education_and_training_for_young_adult_carers.pdf)

**Barnardo's (2006)** Hidden Lives: Unidentified Young Carers in the UK. Last accessed 15 January 2018. [http://www.barnardos.org.uk/hidden\\_lives\\_young\\_carer\\_report.pdf](http://www.barnardos.org.uk/hidden_lives_young_carer_report.pdf)

**BBC (2010)** Young carers are 'four times' the official UK number. Last accessed 15 January 2018. [www.bbc.co.uk/newsbeat/11758368](http://www.bbc.co.uk/newsbeat/11758368)

**Becker S. (2000)** Young Carers, in the Blackwell Encyclopaedia of Social Work

**Census (2011)** Office for National Statistics <http://www.ons.gov.uk/ons/rel/census/2011-census/detailed-characteristics-for-local-authorities-in-england-and-wales/index.html>

**Children's Society (2013)** Hidden from View. Last accessed 15 January 2018  
[www.childrenssociety.org.uk/sites/default/files/tcs/report\\_hidden-from-view\\_young-carers\\_final.pdf](http://www.childrenssociety.org.uk/sites/default/files/tcs/report_hidden-from-view_young-carers_final.pdf)

**Dearden and Becker (2000)** Growing up caring. Vulnerability and transition to adulthood – young carers' experiences: Last accessed 15 January 2018

<https://www.sussex.ac.uk/webteam/gateway/file.php?name=growing-up-caring-article.pdf&site=271>

**Dearden, C and Becker, S (2004)** Young Carers in the UK: The 2004 Report. Last accessed 15 January 2018

<http://www.lboro.ac.uk/microsites/socialsciences/ycrg/youngCarersDownload/YCReport2004%5B1%5D.pdf>

**Department of Health (2010)** Recognised, valued and supported: Next steps for the Carers Strategy: Last accessed 15 January 2018

<https://www.gov.uk/government/publications/recognised-valued-and-supported-next-steps-for-the-carers-strategy>

**Frank, J, Tatum, J. and Tucker, S. (1999).** On small shoulders: Learning from Experience of Young Carers.

[https://books.google.co.uk/books/about/On\\_Small\\_Shoulders.html?id=70smAAAACAAJ&redir\\_esc=y](https://books.google.co.uk/books/about/On_Small_Shoulders.html?id=70smAAAACAAJ&redir_esc=y)

**Liverpool Public Health Observatory (2012)** Children and young people's emotional health and wellbeing needs assessment: Merseyside. Last accessed 15 January 2018

[https://www.liverpool.ac.uk/media/livacuk/instituteofpsychology/researchgroups/lpho/86\\_Merseyside\\_mental\\_health\\_needs\\_assessment\\_WEB\\_VERSION.pdf](https://www.liverpool.ac.uk/media/livacuk/instituteofpsychology/researchgroups/lpho/86_Merseyside_mental_health_needs_assessment_WEB_VERSION.pdf)

**Projecting onto latest pupil numbers** <https://www.gov.uk/government/publications/schools-pupils-and-their-characteristics-january-2012>

**Social Care Institute for Excellence [SCIE] (2005)** Research briefing 11: The health and well-being of young carers. Last accessed 15 January 2018

<https://www.scie.org.uk/publications/briefings/briefing11/>

**Children and Families Act (2014)** <http://www.legislation.gov.uk/ukpga/2014/6/contents/enacted>

**Care Act (2014)** <http://www.legislation.gov.uk/ukpga/2014/23/contents/enacted>

[Edward Timpson announces plans to improve young carer identification March 2017](#)

[No wrong door video](#) produced by Wirral Young Carers

## Contact details

**For further details please contact:**

- John Highton, JSNA Programme Lead at [johnhighton@wirral.gov.uk](mailto:johnhighton@wirral.gov.uk)

**To subscribe to Wirral Intelligence Service Bulletin**

- Email your contact details to [wirralintelligenceservice@wirral.gov.uk](mailto:wirralintelligenceservice@wirral.gov.uk)

**To give us feedback**

- Let us know your views or if you need to find out more about a particular topic or subject then go to <https://www.wirralintelligenceservice.org/about-us/contact-us/>