



Health & Wellbeing in Wirral: The Big Picture

Wirral Joint Strategic Needs Assessment

**Informing local commissioning and decision
making**



Wirral
NHS Alliance



<http://info.wirral.nhs.uk>

These slides...

What we hope to cover 

- Legislation relating to JSNA
- What is a JSNA?
- Use of evidence
- How to use our JSNA



Current policy context



Health & Social Care Act 2012

Modifies the original duty to
undertake JSNA (section 116 of act)


**Duty to
have
regard
to the
jsna**

**Take note of both JSNA
and the joint strategy...**


Produce a joint health and wellbeing strategy






What is a Joint Strategic Needs Assessment?


- Its a library... 
- Its a 'big' online library...
- Its a 'big' online library about many of the key health and wellbeing issues affecting local people ...
- ...its also the fact that it is at the heart of the how local service planners and commissioners need to consider resident needs and provide services accordingly.....


Using the JSNA in this funding process

- Around the site 
- How to search
- Searching within Documents
 - Other options
 - Instant Atlas
 - Intelligence Hub
- Contact details

JSNA website

Change Text Size: [A](#) [A](#) [A](#) | Colour:   



Joint Strategic Needs Assessment


[Home](#)
[Our JSNA](#)
[Intelligence Hub](#)
[Instant Atlas](#)
[What we do](#)
[Contact Us](#)

☒ JSNA
☐ whole site

Latest **Drinking alcohol every day 'link' to brain damage**

JSNA event report is now available

This evaluation report provides a comprehensive picture of the 'Health and Wellbeing: what's important to you' event held on Monday 2nd July 2012.

The event was held to support communication during this development year of the new Health & Wellbeing Board for Wirral and the development of the first local Health & Wellbeing Strategy.

[Wirral JSNA Event Report July 2012](#)

Results of JSNA Key Issues Survey...

The results of the recent JSNA survey are now available.

We asked for your views on the key health and wellbeing issues we face in Wirral. The detail you provided will assist the Health and Wellbeing Board as they prepare the Joint Health & Wellbeing Strategy.

Additionally you offered a range of ideas, suggestions and opportunities that are helping to shape the future development of the JSNA. Here are the reports:


[Survey report and Key Issues](#)
[Ideas to improve JSNA](#)
[Future engagement of JSNA](#)
[General comments](#)


New maps that track Life Expectancy for Wirral Train stations

We have produced two maps, for males and females, which show the changes in Life Expectancy between the stations along Wirral's Train line. All stations from Hamilton Square through to New Brighton, West Kirby and Hooton...

They illustrate the differences in life expectancy experienced by Wirral residents.

The maps can be accessed via these links


Download the
JSNA shortcut icon
to your desktop here



Key Stats

Number of Births in Wirral 2010	3,771
Life Expectancy Females (2008/10)	80.80
Life Expectancy Males (2008/10)	77.00
Population Estimates (ONS Mid 2011)	319,800
Population aged 65+ (registered with a GP in Wirral June 2011)	61,461
Population aged 5-19 (registered with a GP in Wirral June 2011)	57,656

Most Recent Documents

- Health Inequalities October 2012
- Population October 2012
- JSNA Current Key Issues Summary Report (October 2012)

[CCG & GP](#)

[Easy Read Documents](#)

[Health & Wellbeing Board](#)

[Health Watch](#)

[JSNA Bulletins](#)

[JSAA](#)

[Public Voice](#)

[What's New](#)

Our JSNA...

Change Text Size: [A](#) [A](#) [A](#) | Colour:    



Joint Strategic Needs Assessment



[Home](#)

[Our JSNA](#)

[Intelligence Hub](#)

[Instant Atlas](#)

[What we do](#)

[Contact Us](#)

[Search](#)

☐ JSNA
☒ whole site

[Latest](#) **'Poo transplants' explored for treating C. difficile**

Current Version
JSNA Instant
Atlas

What is Joint Strategic Needs Assessment (JSNA) and what does it mean for Wirral?

The definition from the [Department of Health's JSNA Guidance](#) is, "Joint Strategic Needs Assessment describes a process that identifies current and future health and wellbeing needs in light of existing services and informs future service planning taking into account evidence of effectiveness. Joint Strategic Needs Assessment identifies 'the big picture', in terms of the health and [wellbeing](#) needs and inequalities of a local population".

Producing a JSNA is a mandatory requirement designed to help organisations with service planning and the commissioning process. Local partnerships are encouraged to prioritise based on the information and evidence in their local JSNA, as it highlights where there are gaps in knowledge or services and so helps inform effective decision making.

JSNA should also set out what people want from their services and should be underpinned by partnership working, community engagement and evidence of effectiveness. Wirral JSNA is available to users in a number of easy to use formats:

- Full-text, pdf documents for each of the 15 Chapters are available to download (just scroll down to the bottom of the 'Key Issues' information on each Chapter page (be aware that some of the chapters are very large and may take some time to download))
- At a glance summaries of the key issues are available for each of the chapter areas
- Chapters are broken down into more manageable chunks so you don't have to scroll through the whole chapter for the information you require (just check out the section headings in the left hand menus once you have clicked on each chapter)
- Data is also available visually in map and chart form, via [Instant Atlas](#), a package which enables you to interactively compare Wirral's performance on various topics reported in the JSNA to the rest of England at a glance

This site is aimed at local organisations who require health data for use in their work (e.g commissioning), but may also be of interest of use to students and members of the public and is updated by NHS Wirral's performance and Intelligence Team as soon as new information becomes available.

[Privacy](#) | [Copyright](#) | [Contact Us](#)

Wirral 
©2012 www.wirral.nhs.uk

Current Version...

Change Text Size: [A](#) [A](#) [A](#) | Colour:    



Joint Strategic Needs Assessment



Home

Our JSNA

Intelligence Hub

Instant Atlas

What we do

Contact Us

Search

☐ JSNA
☒ whole site

Latest **'Poo transplants' explored for treating C. difficile**

Current Version

- 1. Executive Summary
- 2. Wirral Population
- 3. Health and Wellbeing in Wirral
- 4. Children and Young People
- 5. Health Inequalities
- 6. Older People
- 7. Learning Disabilities
- 8. Carers
- 9. Mental Health
- 10. Alcohol dependency
- 11. Drug Misuse
- 12. People with a Long Term Condition
- 13. BME Groups
- 14. Housing & Homelessness
- 15. Sexual Health

JSNA Instant Atlas

1. Executive Summary		2. Wirral Population		3. Health and Wellbeing in Wirral		4. Children and Young People		5. Health Inequalities			
6. Older People		7. Learning Disabilities		8. Carers		9. Mental Health		10. Alcohol dependency		11. Drug Misuse	
12. People with a Long Term Condition				13. BME Groups		14. Housing & Homelessness			15. Sexual Health		

Current Version

Welcome to the current version of Wirral's Joint Strategic Needs Assessment (JSNA)





Here we have the most up to date chapters – that we keep under review – and where necessary provide later versions as more information becomes available


To download a whole chapter, scroll down to the bottom of the Key Issues for each Chapter and click on the link shown. Be aware that some of the chapters are very large and may take some time to download.


To make it easier to find the information you are looking for, this year, each chapter has been split up into smaller, easily digestible sections, these section headings are shown in the left hand menu once you have clicked onto the relevant chapter.

In addition, this year, we have now made the data available via [Instant Atlas](#). Instant Atlas enables you to interactively compare Wirrals performance on various topics reported in the JSNA to the rest of England at a glance.

Looking at content...

Change Text Size: [A](#) [A](#) [A](#) | Colour:    



Joint Strategic Needs Assessment


[Home](#)
[Our JSNA](#)
[Intelligence Hub](#)
[Instant Atlas](#)
[What we do](#)
[Contact Us](#)

[Search](#)
☐ JSNA
☒ whole site

Latest **Drinking alcohol eve**

Current Version

1. Executive Summary
2. Wirral Population
3. Health and Wellbeing in Wirral
4. Children and Young People
5. Health Inequalities
6. Older People
7. Learning Disabilities
8. Carers
9. Mental Health
10. Alcohol dependency
11. Drug Misuse
12. People with a Long Term Condition
13. BME Groups
14. Housing & Homelessness
15. Sexual Health

Health Inequalities

Key Issues (Refreshed October 2012)

- In 2008-10, life expectancy in Wirral was 77.0 for men and 80.8 for women. Whilst it has been increasing in recent years, the increase has not been as fast as that in England. This means the gap between England and Wirral is now wider than it was in 1995-97 for both men and women.
- Wirral had the widest inequalities in DFLE (Disability Free Life Expectancy) of any local authority in England in 2012. Men living in the most deprived areas of Wirral can expect to spend 20 more years of their lives living with ill-health or disability than men living in the most affluent areas. For women, the difference is 17.1 years.
- The gap in mortality rates between the most deprived 20% of areas in Wirral and the rest of Wirral has been widening since 2002
- Health inequalities are apparent right across the life course, even before birth. For example, mothers in deprived areas of Wirral are more likely to smoke in pregnancy, more likely to have low birth-weight babies and are less likely to breast-feed
- The main cause of health inequalities is poverty and income inequality. Living in poverty is closely related to other factors that influence health such as education, living environment, employment and lifestyle.
- Lifestyle related issues such as smoking, drinking too much alcohol and obesity all show strong associations with deprivation in Wirral (and nationally) and contribute to health inequalities. For various and complex reasons, these behaviours are all more prevalent in the most deprived areas of Wirral.
- Educational attainment significantly affects future life chances. Children in care in Wirral achieving 5+ GCSEs at grades A*-C stood at 8% in 2010, compared to 58.9% in Wirral overall. There are also large variations between wards (66% in Liscard/Seacombe compared to 90% in Oxtown/Prenton).
- The percentage of young people NEET (not in Employment, Education or Training) is ten times higher in Beak Farm than

JSNA Instant Atlas

Local intranet
100%

Searching the full document...

Inequalities

6. Older People

7. Learning Disabilities

8. Carers

9. Mental Health

10. Alcohol dependency

11. Drug Misuse

12. People with a Long Term Condition

13. BME Groups

14. Housing & Homelessness

15. Sexual Health

JSNA Instant Atlas

- In 2008-10, life expectancy in Wirral was 77.0 for men and 80.8 for women. Whilst it has been increasing in recent years, the increase has not been as fast as that in England. This means the gap between England and Wirral is now wider than in was in 1995-97 for both men and women.
- Wirral had the widest inequalities in DFLE (Disability Free Life Expectancy) of any local authority in England in 2012. Men living in the most deprived areas of Wirral can expect to spend 20 more years of their lives living with ill-health or disability than men living in the most affluent areas. For women, the difference is 17.1 years.
- The gap in mortality rates between the most deprived 20% of areas in Wirral and the rest of Wirral has been widening since 2002
- Health inequalities are apparent right across the life course, even before birth. For example, mothers in deprived areas of Wirral are more likely to smoke in pregnancy, more likely to have low birth-weight babies and are less likely to breast-feed
- The main cause of health inequalities is poverty and income inequality. Living in poverty is closely related to other factors that influence health such as education, living environment, employment and lifestyle.
- Lifestyle related issues such as smoking, drinking too much alcohol and obesity all show strong associations with deprivation in Wirral (and nationally) and contribute to health inequalities. For various and complex reasons, these behaviours are all more prevalent in the most deprived areas of Wirral.
- Educational attainment significantly affects future life chances. Children in care in Wirral achieving 5+ GCSEs at grades A*-C stood at 8% in 2010, compared to 58.9% in Wirral overall. There are also large variations between wards (66% in Liscard/Seacombe compared to 90% in Oxtton/Prenton).
- The percentage of young people NEET (not in Employment, Education or Training) is ten times higher in Rock Ferry than it is in Heswall (1.8% compared to 18.8)
- [Local analysis quantifying the health effects of unemployment in Wirral](#) in 2012 indicates that around 23 deaths, 1,664 cases of Long Term Limiting Illness and 2,392 cases of people suffering mental health problems are directly attributable to unemployment (per annum).
- Air pollution of the kind which impacts on health in Wirral is worse in the more deprived areas of the borough. It has been estimated to account for around 0.5% of the difference in mortality between the most and least deprived areas of the borough.
- Those living in the most deprived areas of Wirral have higher emergency hospital admission rates than those living in the most affluent areas.

[Download Health Inequalities Chapter \(Warning large document\)](#)

Refreshed October 2012

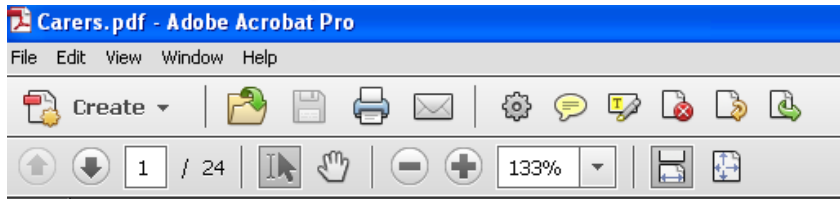
Interactive Atlases

We have produced web-based Interactive Atlases showing JSNA and Health Inequalities indicators for Wirral. These can be accessed here:

<http://info.wirral.nhs.uk/instantatlas/>

Searching within Documents...

- Navigating PDF's



Searching PDF's Control & F (find)



2001)

No. of carers providing 50 + hrs of care per week in poor health	% of carers providing 50 hrs + of care per week in poor health	% non – carer population in poor health
203,528	20.58	10.63
36,925	22.69	13.14

How to search JSNA Website...

Joint Strategic Needs Assessment - Search - Windows Internet Explorer

http://info.wirral.nhs.uk/newsearch.aspx

File Edit View Favorites Tools Help

Google Search

Joint Strategic Needs Assessment - Search

Change Text Size: A A A Colour: [Yellow] [Black] [White]

WIRRAL Joint Strategic Needs Assessment **NHS Wirral**

stroke JSNA ☐ whole site

Home Our JSNA Intelligence Hub Instant Atlas What we do Contact Us

Latest: 1

Did you find what you were looking for?
☒ Yes ☐ No
 Comments:

Search Results: stroke

Search Results 1 - 10 of about 64 for stroke. Search took 0.1 seconds.

[Next](#) [Sort by date](#) / [Sort by relevance](#)

[PDF] [Evidence: Stroke](#)
 Page 1. Evidence: **Stroke** Background **Stroke** is the third largest cause of mortality, accounting for 11% of all deaths in England in 2005. ...
info.wirral.nhs.uk/.../StrokeEvidence.pdf - 2009-10-28 - [Text Version](#)

[PDF] [Appendix J Wirral Stroke Services: Progress against National ...](#)
 ... Wirral **Stroke** Services: Progress against National **Stroke** Strategy Feb 2010 ... Wirral **Stroke** Services: Progress against National **Stroke** Strategy February 2010 ...
info.wirral.nhs.uk/document_uploads/evaluation/App... - 2010-10-19 - [Text Version](#)

[PDF] [SP Evaluation report framework](#)
 Page 1. 7. Cardiovascular Disease (CVD) and **Stroke** The CVD Programme comprises a ... 7.1.3. **Stroke** Services In 2007, the National **Stroke** ...
[info.wirral.nhs.uk/.../SPYr1Eval-CVD\(Ch7\).pdf](http://info.wirral.nhs.uk/.../SPYr1Eval-CVD(Ch7).pdf) - 2010-10-19 - [Text Version](#)
[More results from info.wirral.nhs.uk/document_uploads/evaluation](#)

[Joint Strategic Needs Assessment - Cardiovascular Disease \(CVD\)](#)
 ... Cardiovascular disease (CVD) includes diseases of the heart and circulation, including coronary heart disease (angina and heart attack), and **stroke** ...
info.wirral.nhs.uk/.../healthandwellbeing/cvd.html - 38k - [Cached](#)

[Joint Strategic Needs Assessment - Life Expectancy](#)
 ... Coronary Heart Disease, 1754, 11.2 %, 0.0 %. Heart failure, 123, **Stroke**, 1092, 4.2 %, 8.2 %. Other cardiovascular disease, 713, 3.6 %, 0.1 %. Pneumonia, 543, 1.5 ...
info.wirral.nhs.uk/.../lifeexpectancy.html - 35k - [Cached](#)
[More results from info.wirral.nhs.uk/ourjsna/wirral2009-10/healthandwellbeing](#)

Joint Strategic Needs Assessment - Impact of Services on Health ...

Error on page.

Local intranet 100%

start Joint Strate... Microsoft Ex... Sent Items - ... JSNA Presen... untitled - Paint EN Search Desktop 10:40

Instant Atlas

 Search
[JSNA](#) [whole site](#)
[Home](#)
[Our JSNA](#)
[Intelligence Hub](#)
[Instant Atlas](#)
[What we do](#)
[Contact Us](#)
Joint Strategic Needs Assessment

Cardiac Performance Spine Chart
England vs Wirral & Sefton
Index of Multiple Deprivation (IMD) 2010 by Wirral LSOA

JSNA Benchmarks Atlas
NHS Area Profile - Draft
Scatterplot Atlas
School Cluster
Wirral vs multi Statistical Neighbours

Instant Atlas

We have made InstantAtlas™ available on our site to allow you to instantly create maps using up to date, local health information which you can use to enhance your reports and presentations.

You will need an internet browser compatible with [Adobe Flash viewer](#) to view InstantAtlas™.

Each Atlas below has step by step instructions on how to use them when you click into the Atlas.

Public Health Outcomes Framework Time Series Atlas



presenting the most relevant, available data on public health for national and local use.

Public Health Outcomes Framework Spine Chart



This Spine Chart shows NHS Wirral's performance against England and all PCT's in England for indicators of the Public Health Outcomes Framework. The Public Health Outcomes Framework is a consistent means of presenting the most relevant, available data on public health for national and local use.

Ward & LSOA Atlas



This Atlas shows Wirral ward and LSOA (Lower Super Output Areas) level data for various health related indicators. Ward and LSOA performance can be compared against other wards and LSOAs respectively and performance can also be compared against Wirral.

Cardiac Atlas



This atlas shows cardiac performance by PCT for various cardiac indicators. The thematic map displays visually where the best and worst performing PCT's are in England with the table showing the top 20 worst performing PCT's for the selected indicator. This map also includes the function to filter by SHA and ONS area classifications.

Cardiac Performance Spine Chart



The Cardiac Performance Spine Chart shows NHS Wirral's performance against other PCT's in England for cardiac indicators. The data is presented in spine charts and highlights areas where performance is good, poor or average (compared to other PCT's in England). This atlas also allows you to select all other PCT's in England.

Index of Multiple Deprivation (IMD) 2010 by Wirral LSOA

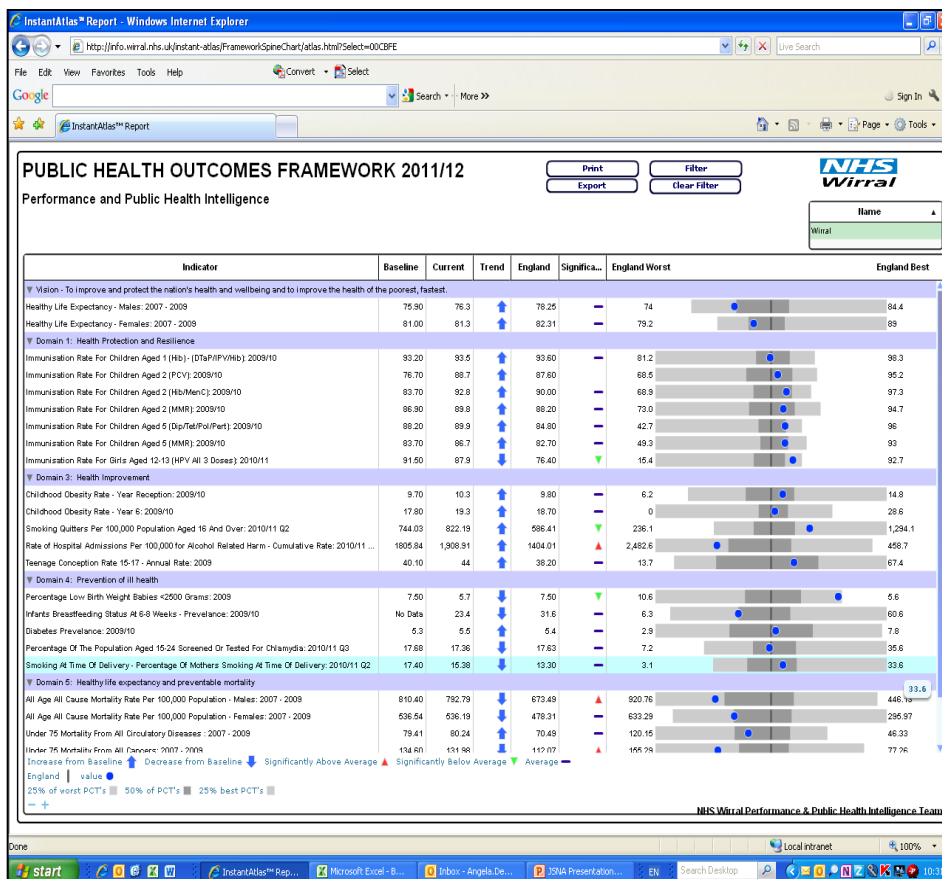


Index of Multiple Deprivation (IMD) is a combination of a number of the indices to give an overall score for the relative level of multiple deprivation. In total 39 separate indicators, which are grouped into seven domains each of which reflects a different aspect of deprivation, are used to produce an overall IMD score for each small area in England (LSOA). The domains used in the IMD 2010 are income, employment, health, education, crime, access to services and living environment. England has been divided into 32,482 areas each having roughly the same number of people. These are known as Lower layer Super Output Areas.

NCMP Annual Report



The National Child Measurement Programme



Intelligence Hub...

 Search☐ JSNA ☒ whole site[Home](#)[Our JSNA](#)[Intelligence Hub](#)[Instant Atlas](#)[What we do](#)[Contact Us](#)

Intelligence Hub

This section provides more information on some of the methods we use to improve local health intelligence. This in turn helps us to provide services which are better suited to the needs of our population. Methods we use to help us do this range from modelling and health economics to geodemographics, evaluation and health equity audit. Use the links in the jigsaw to find out more about each one and access work and/or reports we have produced using these methods.

What we know about the health of the Wirral population

1. Statistics and annual statistical compendium (link to IA)
2. Wirral health profiles (produced by APHO annually)
3. Information at small area level (e.g school cluster reports)
4. Surveys and qualitative information

5. Geodemographics and social marketing
6. Public Health Annual Reports and Inequalities Annual Report for Wirral
7. Factsheets & reports on particular health conditions & issues
8. Health Equity Audits (HEA)

[Glossary](#)[Other Useful Information](#)

Methods we use to monitor health & the impact of health improvement work

1. Health economics
2. Evaluation of Strategic Commissioning Plan
3. Modelling
4. 'How to' fact-sheets on evidence & research
5. Literature reviews on specific health issues

Suggestions of content to look at...

- [Wirral Compendium of Statistics](#)
- [Latest JSNA content](#)
- [Instant Atlas](#)
- [Intelligence Hub](#)
- [Useful Information](#)
- Subscribe to the JSNA Bulletin
subscribeJSNA@wirral.nhs.uk



Please contact john.highton@wirral.nhs.uk or
0151 651 0011