

The weekly Coronavirus (COVID-19) surveillance report for Wirral

Week ending: Friday 28th May 2021

cumulative data from:

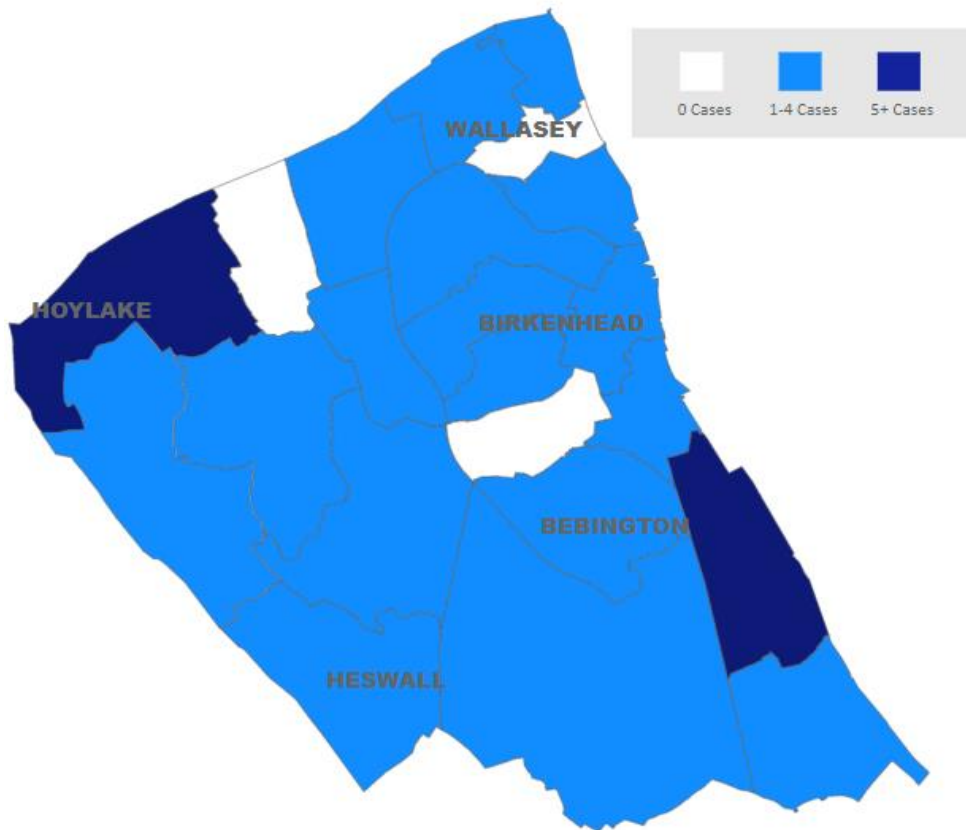
30 January 2020 to 28 May 2021 in WIRRAL

cumulative number of COVID-19 cases 24,384	cumulative tests per 100K population 288,870	cumulative number of registered COVID-19 deaths to 21 st May 970
number of COVID-19 cases this week 59	tests per 100K population this week 9,505	number of COVID-19 deaths registered this week (to 21 st May) 0

7-DAY POSITIVITY OF COVID-19 TESTS
0.6%

7-DAY CONFIRMED COVID-19 INFECTION RATES¹

**Confirmed Cases by Wirral Ward*
(7-days to 28/05/21)**



Wirral	18.2/100,000 infection rate ¹
Merseyside	17.2/100,000 infection rate ¹
North West	78.9/100,000 infection rate ¹
England	30.6/100,000 infection rate ¹
National Rank	156th ²
Previous Week Rank	275th ²

*Note: Based on 0-12 cases per ward

¹infection (incidence) rate - the cumulative number of confirmed cases of COVID-19 for the 7-day period divided by the total population of each area multiplied by 100,000

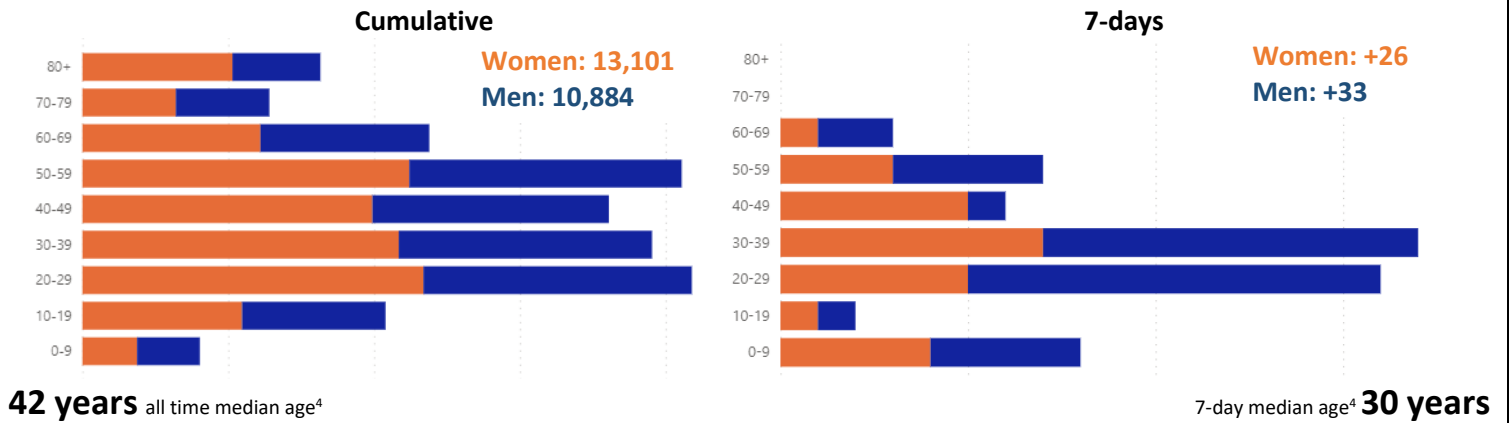
²A rank of the rate of COVID-19 per 100,000 by local authority. There are 309 local authorities in England (as at 14/04/21). A decrease in rank does not necessarily mean our rate is decreasing, rather, other areas rates could be increasing at a greater speed.

For more information, including ward figures, see [Daily COVID-19 reports](#)

The weekly Coronavirus (COVID-19) surveillance report for Wirral

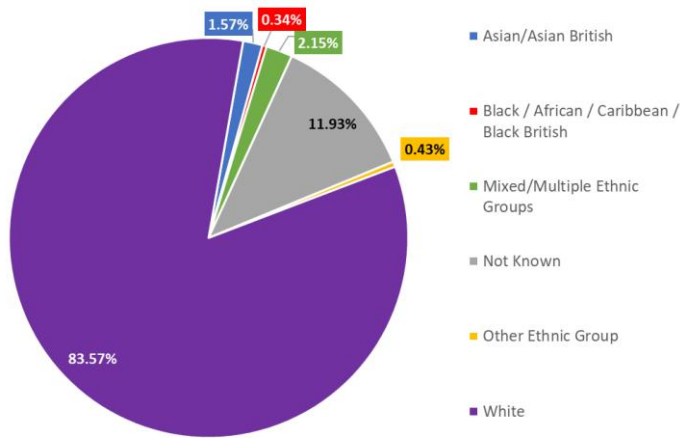
Week ending: Friday 28th May 2021

CONFIRMED COVID-19 CASES BY AGE AND GENDER

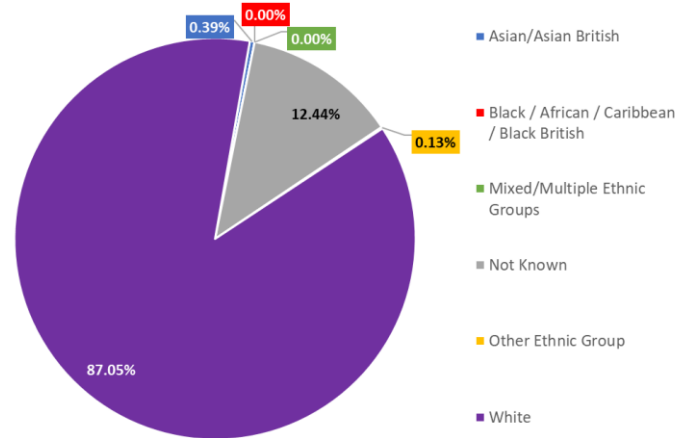


⁴median age is the middle value in a range - half of the cases are younger than this age and half are older (all persons)
 Note: Some case records do not currently have full age and/or gender details and are therefore not included in the above chart; therefore, figures will not sum to headline totals

ETHNICITY OF CONFIRMED COVID-19 CASES



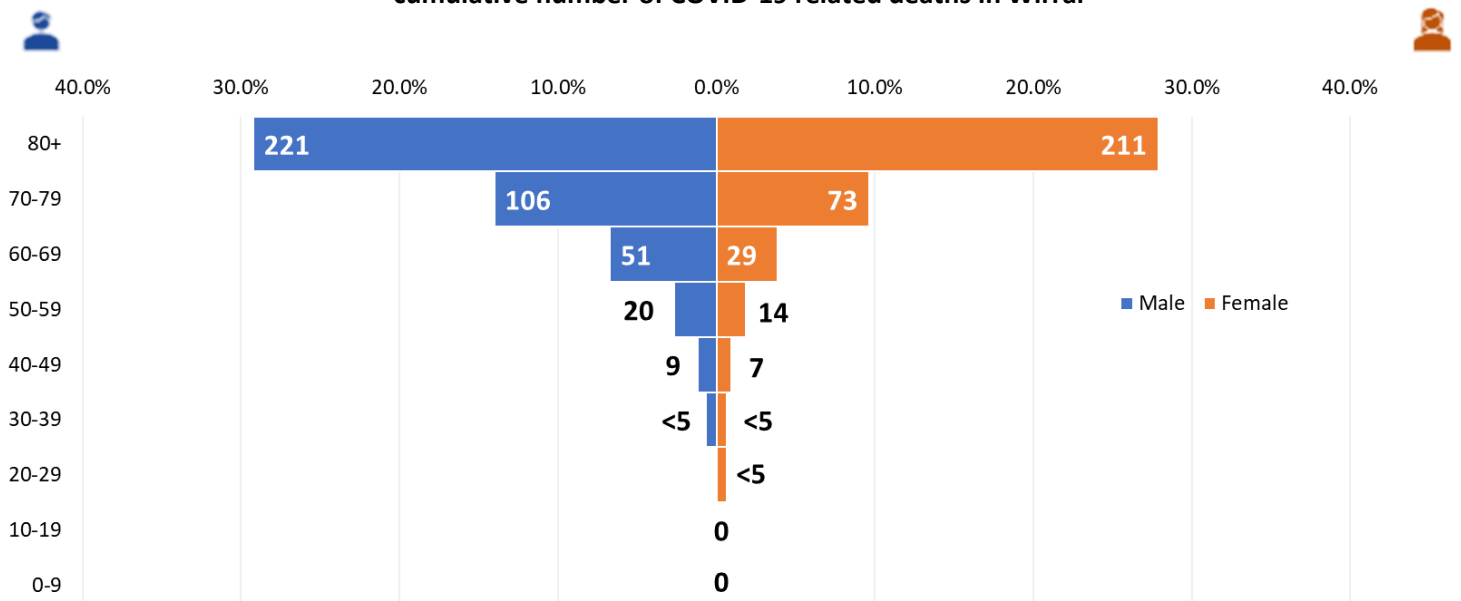
ETHNICITY OF COVID-19 DEATHS



Note: These data sets are analysed using the cumulative confirmed cases and COVID-19 related deaths in Wirral

COVID-19 RELATED MORTALITY

cumulative number of COVID-19 related deaths in Wirral

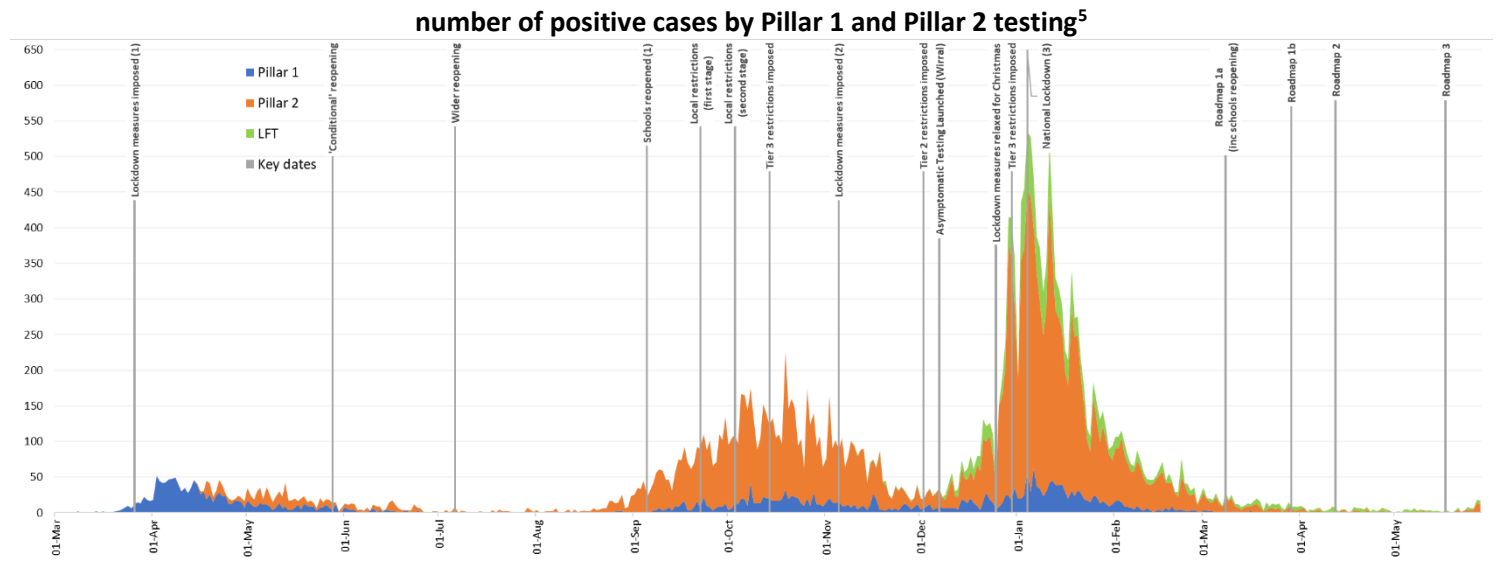


Note: The above data has followed the methodology of the PHE indicator for 'Deaths within 28 days of a positive COVID-19 test' since reporting for week ending 30th October and is therefore not comparable to reports prior to that week. The figures are still derived using a local live data source and so will therefore not exactly match the number of deaths officially reported by the Office for National Statistics or the PHE Coronavirus Tracker. Further validation of the external data sources with fully coded dates has now led to changes in the numbers reported. Some records do not currently have full age and/or gender details and are therefore not included in the above chart; therefore, figures will not sum to headline totals. Cases are subject to retrospective review and may be reallocated to other Local Authorities.

The weekly Coronavirus (COVID-19) surveillance report for Wirral

Week ending: Friday 28th May 2021

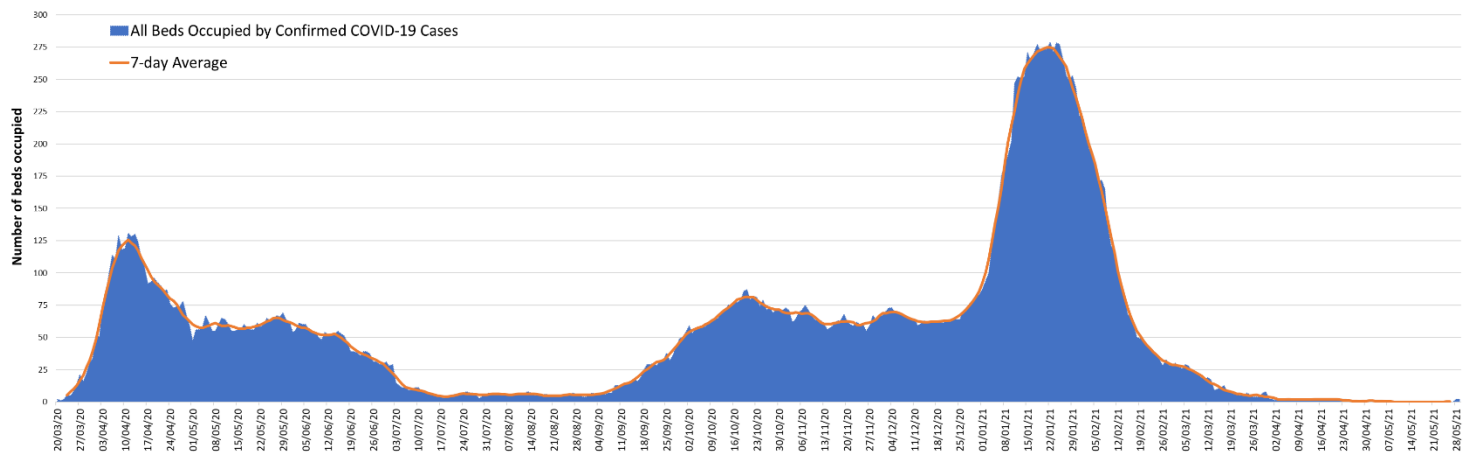
EPIDEMIC CURVE



⁵The most recent week is a partial week and only data from more than five days ago can be considered complete
 The data are shown by the date the specimen was taken
 Pillar 1 data is for swab testing in PHE labs and NHS hospitals for those with a clinical need as well as staff
 Pillar 2 data is for swab testing for the wider population, as set out in government guidance
 LFT (lateral flow device) data is for rapid tests in the community (which also make up part of Pillar 2 testing)
 Details around the government roadmap can be found here: <https://www.gov.uk/government/publications/covid-19-response-spring-2021/covid-19-response-spring-2021-summary>

HOSPITALISED COVID-19 CASES

Number of beds occupied by confirmed COVID-19 patients by bed type (Wirral University Teaching Hospital (WUTH) NHS Foundation Trust)



Note: The peak of WUTH beds occupied by patients with COVID-19 is 279 (January 2021). This surpassed the previous peak of 131 (April 2020)

For more information on this report, please see the following links:

- [About the data we use for our Weekly Surveillance Report](#)
- [Data we use to produce the Weekly Surveillance Report](#)
- [Frequently Asked Questions \(FAQs\)](#)
- [Additional sources for data and information](#)