



**WIRRAL
INTELLIGENCE
SERVICE**

Disabilities, Complex Needs and Special Educational Needs: Review of LG Inform performance

**Wirral Intelligence
Service**

March 2021

Disabilities, Complex Needs and Special Educational Needs: Review of LG Inform performance

For further information please contact:

Wirral Intelligence Service - Email: wirralintelligenceservice@wirral.gov.uk

Contents

Introduction	2
Key findings	3
LAC with SEN statement.....	3
LAC with SEN without a statement	3
Children in need with SEN support	4
Primary need in primary schools.....	5
Primary need in secondary schools	6
Primary need in special schools.....	6
Children and young people (0-25): EHC needs assessments are carried out in a timely manner.....	7
Adults with learning disabilities in paid employment	7
Positive outcomes.....	8
Additional actions.....	8

Introduction

This short report sets out to highlight those key performance indicators, presented by LG Inform reports, where Wirral would be considered an 'outlier' for that performance.

This information can aid partners, and commissioners of local SEND and other related disability services alike, to direct provision and plan new approaches.

This 2021 report (mostly 2019/20 data) is an update on the previous published report in August 2018.

Key findings

LAC with SEN statement

- Wirral has seen a 2.6% decrease between reported data in August 2018 and August 2020 with regards to LAC with SEN statements of SEN (from 19.1% in 2016/17 to 17.5% in 2019/20)
- Wirral remains lower than its statistical neighbours (English Metropolitan Boroughs) for LAC with SEN statements of SEN (19.1% v 23.7% in 2016/17 and 17.5% v 24.8% in 2018/19)

LAC with SEN without a statement

- Wirral continues to be higher for LAC with SEN without a statement (or EHC Plan) than the comparators (all English Metropolitan boroughs). Wirral was 36.1% in 2016/17 and 48.3% in 2016/19 compared to all English Metropolitan boroughs being 30.5% in 2016/17 and 45.9% in 2018/19.
- Between 2016/17 and 2018/19 academic years there has been a 33% increase of Wirral LAC who have SEN without a statement, from 36.1% (2016/17) to 48.3% (2018/19).
- In the same period the average for all English Metropolitan boroughs fell slightly to 29.3% (2018/19), from 30.5% (2016/17).

See Figures 1 and 2 below.

Figure 1: Percentage of looked after children with statements of SEN and % looked after children with SEN without a statement (2016/17 (academic)) (August 2018 report)

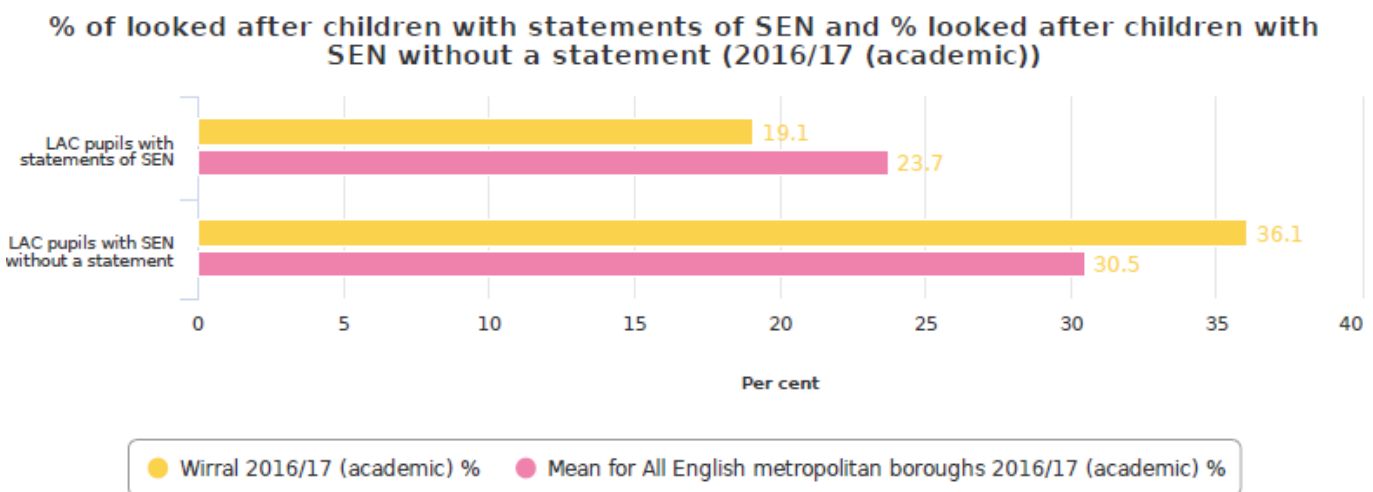
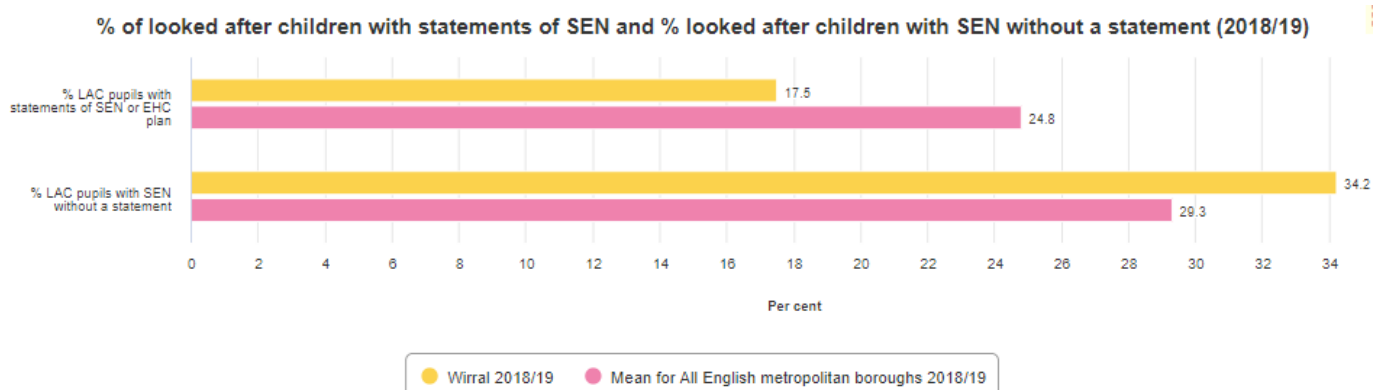


Figure 2: Percentage of looked after children with statements of SEN and % looked after children with SEN without a statement (2018/19 (academic)) (August 2020 report)



Children in need with SEN support

Children in Need have seen Wirral performance remain fairly static when comparing 2014/15 and subsequent years to 2018/19 as have Wirral’s statistical neighbours so the gap remains, with more Wirral CiN needing some form of SEN support (Figures 3a to 3d).

Figure 3a: Percentage of children in need with SEN support and % of children in need with statements or EHC plan (2018/19)

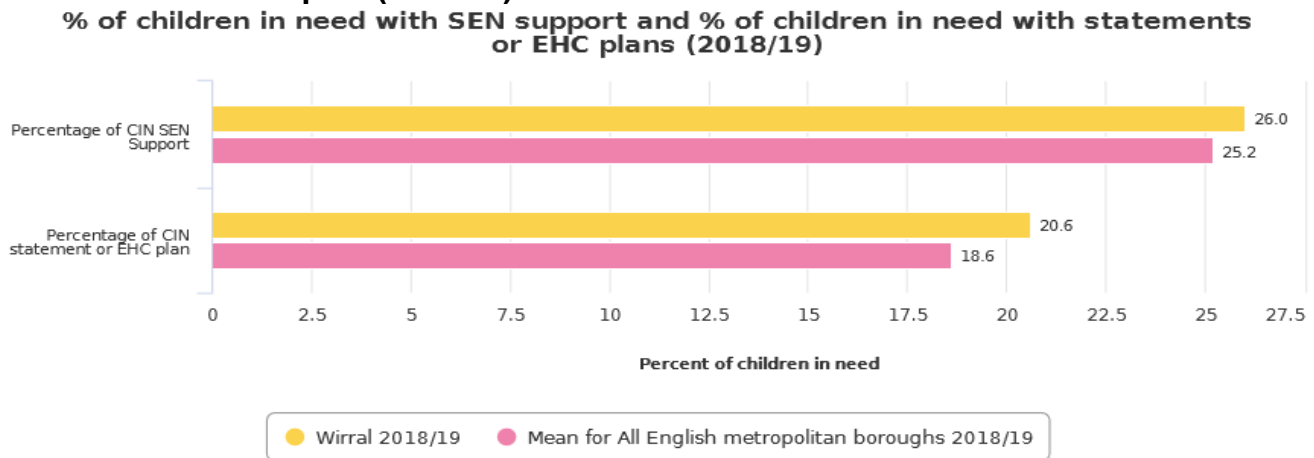


Figure 3b: Percentage of children in need with SEN support and % of children in need with statements or EHC plan (2016/17)

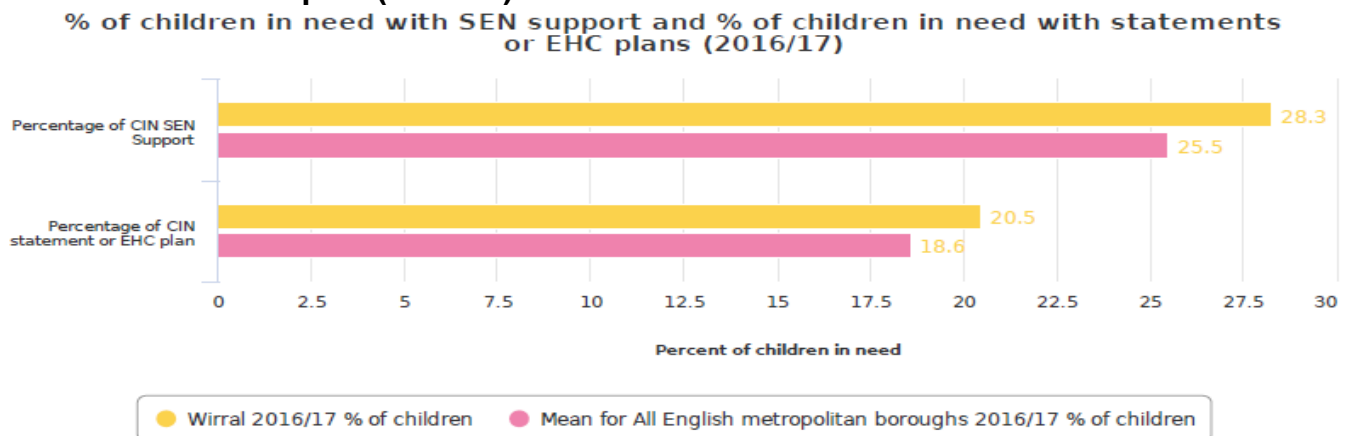


Figure 3c: Percentage of children in need with SEN support and % of children in need with statements or EHC plan (2015/16)

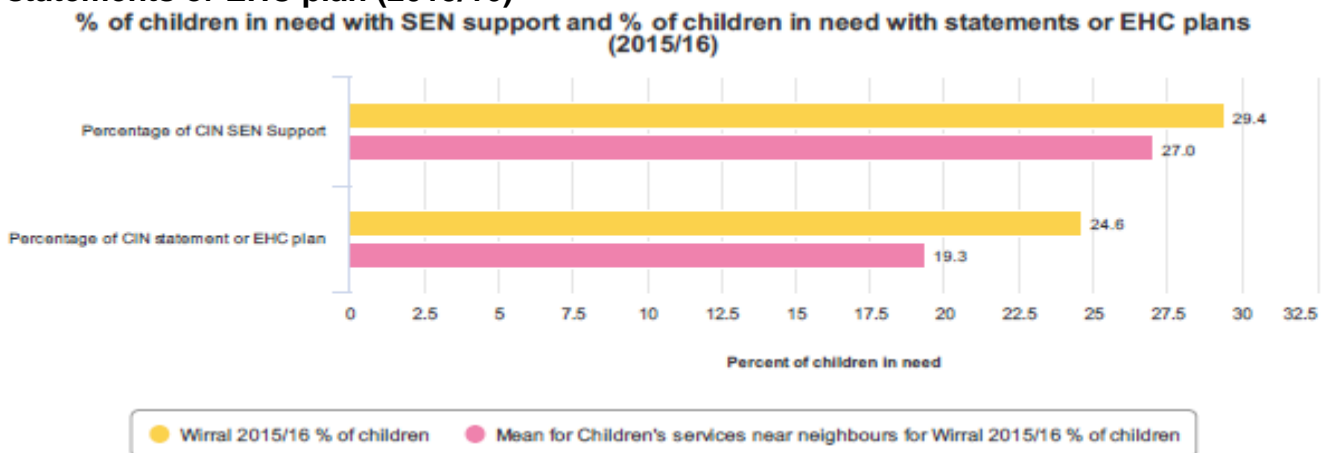
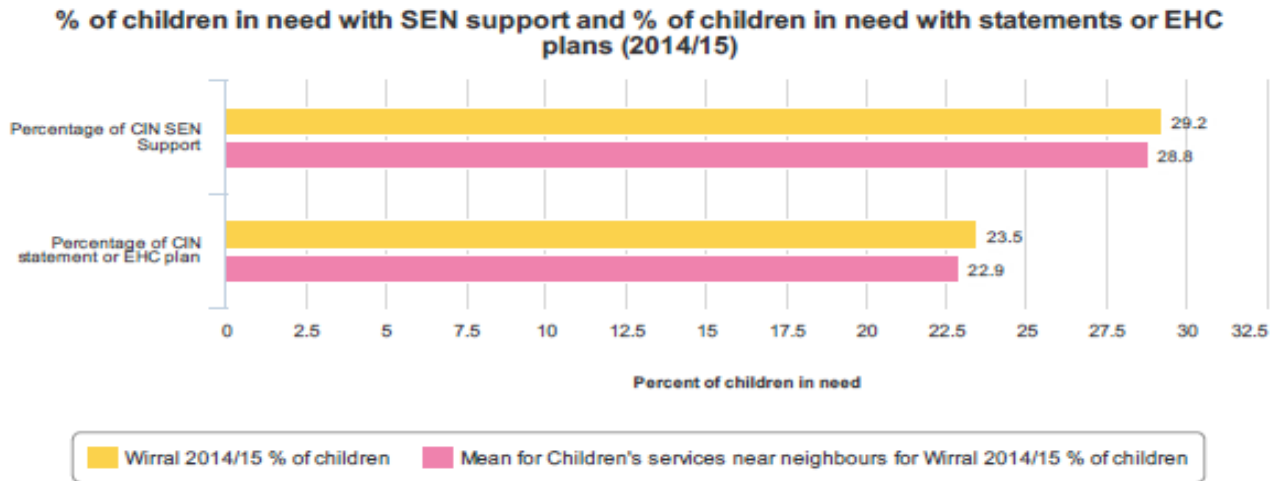


Figure 3d: Percentage of children in need with SEN support and % of children in need with statements or EHC plan (2014/15)



Primary need in primary schools

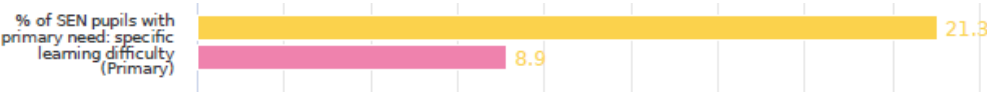
Primary need in primary schools has shown that Wirral remains an outlier for the Percentage of SEN pupils with primary need of specific learning difficulties. Yet this level of need has gradually reduced, from 24.2% in August 2016 to 16.6% in August 2020 while the statistical neighbours have also seen a drop but only slightly from 10.5% in August 2016 to 8.7% in 2020 (see Figure 4a below).

Figure 4a: Primary need in primary schools – comparison from 2016 to 2020

August 2020 Primary schools:



August 2018 Primary schools:



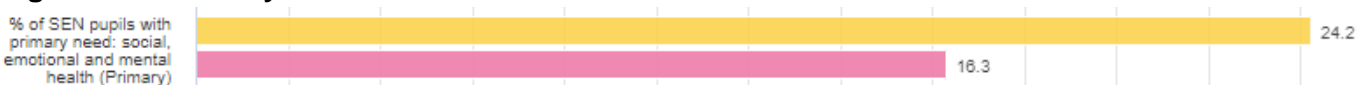
August 2016 Primary schools:



An area of concern could be the percentage of primary SEN Pupils with social, emotional, and mental health as a primary need. The 2020 report sees Wirral at 24.2% compared to statistical neighbour average of 16.3% (see Figure 4b below).

Figure 4b: Primary need in primary schools – possible outliers for concern 2020 report

August 2020 Primary schools:



Primary need in secondary schools

This trend continues for primary need in secondary schools with Wirral as an outlier for the same issue of SEN pupils with primary need of specific learning difficulties.

Yet this level of need has reduced, from 38.9% in August 2016 to 25.6% in August 2020 while the statistical neighbours have also seen a drop but only slightly from 23.0% in August 2016 to 18.0% in 2020 (see Figure 5a below). The gap between Wirral and Statistical neighbours has fallen by 48% in that 4-year period, from 38.9% and 23.0% in 2016 to 25.6% and 18.0% in 2020.

Figure 5a: Primary need in secondary schools – comparison from 2016 to 2020

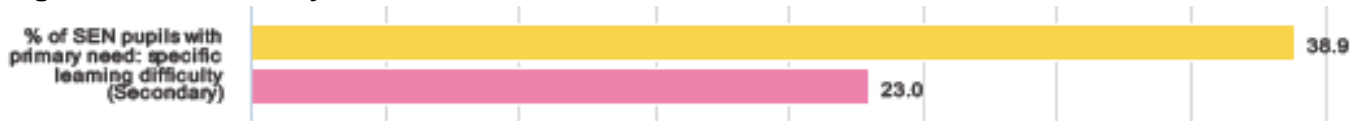
August 2020 Secondary schools:



August 2018 Secondary schools:



August 2016 Secondary Schools:



An area of concern could be the percentage of secondary SEN Pupils with social, emotional, and mental health as a primary need. The 2020 report sees Wirral at 30.2% compared to statistical neighbour average of 21.4% (see Figure 5b below).

Figure 5b: Primary need in secondary schools – possible outliers for concern 2020 report

August 2020 Secondary schools:



Primary need in special schools

This trend continues for primary need in Special Schools with Wirral as an outlier for the same issue of SEN pupils with primary need of specific learning difficulties. Though rather than a reducing percentage change between 2016 and 2020 reports, for Wirral special schools, it has increased from 33.4% in 2016 to 36.3% in 2020, while statistical neighbours have remained static between 19.7% in 2016 and 19.6% in 2020) (See Figure 6a below).

Figure 6a: Primary need in special schools – comparison from 2016 to 2020

August 2020 Special schools:



August 2018 Special Schools:



August 2016 Special Schools:



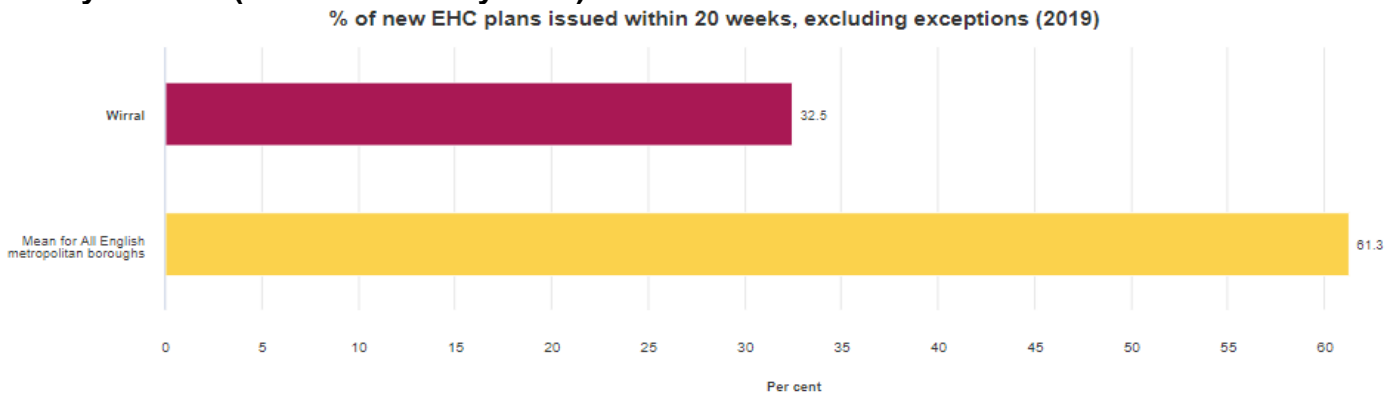
In Primary and Secondary school settings the gap has decreased between August 2016 and August 2020 but increased for special schools, but Wirral still remains an outlier for this particular area of support.

In 2020 Wirral has substantially more children and young people with statement or EHCP placed in maintained special schools (including foundation schools) when compared to our statistical neighbours, 49.8% compared to 29.7% in August 2020. Though this has reduced from 55.5% compared to 31.8% in August 2018 and 55.9% for Wirral and 33.4% for our neighbours in 2016. This suggests that the trend shows little sign of changing in the immediate future.

Children and young people (0-25): EHC needs assessments are carried out in a timely manner

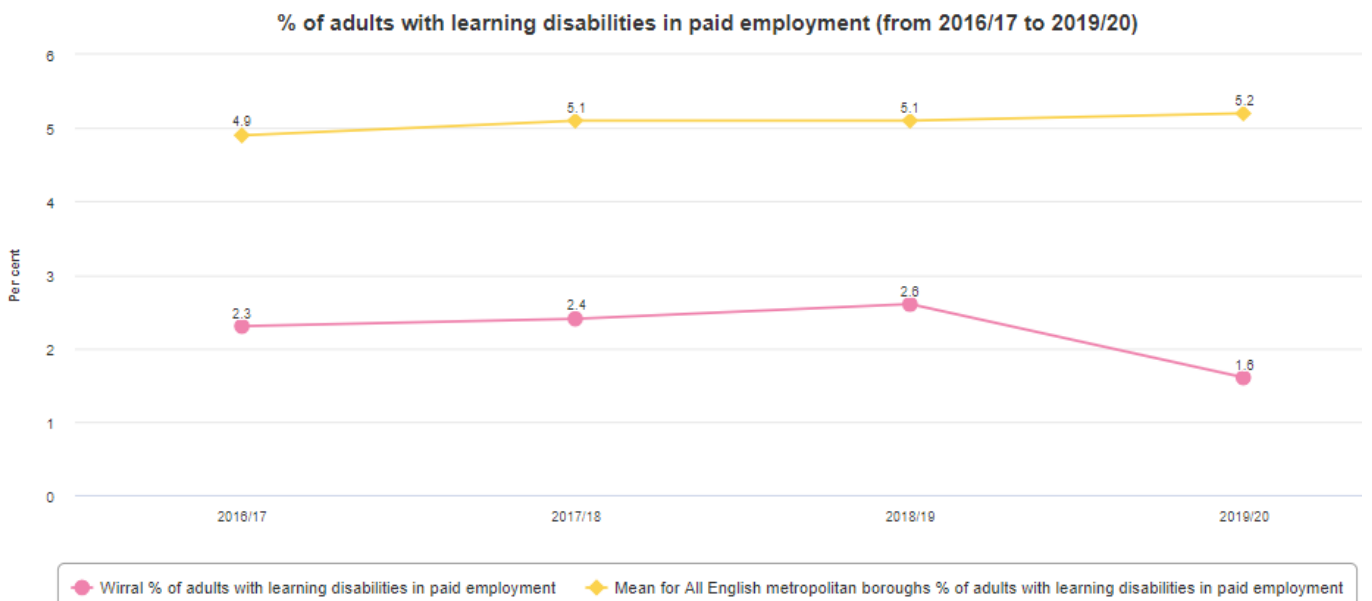
In Wirral, most recent data suggests that 32.5% were issued within 20 weeks, excluding exceptional cases where LAs are allowed to exceed the 20 week time limit, compared to the All English metropolitan boroughs average of 61.3%.

Figure 7: Children and young people (0-25): EHC needs assessments are carried out in a timely manner (Latest data- July 2020)



Adults with learning disabilities in paid employment

Wirral has seen a decline from 2.3% (2016/17) to 1.6% (2019/20) in percentage of adults with learning disabilities in paid employment and has consistently been behind statistical neighbours who have been above 4.9% since 2016/17 and as high as 5.2% in 2019/20.



Source: Metric ID: 10672, NHS Digital, Measures from the Adult Social Care Outcomes Framework, England, Data updated: 11 Dec 2020

Positive outcomes

- Wirral's key stage 4 results for SEN have been consistently higher than our statistical neighbours in all areas whether pupils with SEN and a statement, with SEN and without a statement and no identified SEN pupils.
- This are also a positive outcomes in terms of the percentage of children achieving English Baccalaureate and percentage of 19 year olds qualified to level 2 and level 3 including English and Maths with these being consistently higher than our statistical neighbours in all areas.
- In Wirral, 180 people have taken up personal budgets, compared to the All English metropolitan boroughs average of 137.
- The percentage of the Key Stage 4 SEN cohort in a sustained education, employment, or training destination at 17 across all groups sees Wirral outperforming statistical neighbours.
- The percentage of the SEN cohort studying in Wirral at the age of 16 (academic age 15) who attain a Level 2 qualification, including English and Maths, by the age of 19, is 37.9%, compared to an average of 32.4% across All English metropolitan boroughs for those with SEN support. This compares to those with statement of which 17.8% attained a Level 2 qualification, including English and Maths in Wirral and 12.2% in All English metropolitan boroughs.
- The percentage of the SEN cohort studying in Wirral at the age of 16 (academic age 15) who attain a level 3 by the age of 19 is 31.9% for those with SEN support (compared to 27.7% for all English metropolitan boroughs) and 12.3% for those with a statement or EHCP (compared to 10.3% for all English metropolitan boroughs).

Additional actions

- This information has been cross-referenced with collated partner performance information in order to ascertain if other key data sources might highlight potential issues and successes that require intervening or promoting with partners. At this time, no further outliers or successes have been identified from submitted performance data.
- Wirral's performance outliers noted in the LG Inform reports have also been cross-referenced with other SEND documents with intention of Wirral SEND Strategy Group being made aware of any differences and similarities.

For further details please contact:

- John Highton, JSNA Programme Lead at johnhighton@wirral.gov.uk
- Matthew Ray – Public Health & Commissioning Analyst – Wirral Intelligence Service, Wirral Council – matthewray@wirral.gov.uk

To subscribe to Wirral Intelligence Service Bulletin

- Email your contact details to wirralintelligenceservice@wirral.gov.uk

To give us feedback

- Let us know your views or if you need to find out more about a particular topic or subject then go to <https://www.wirralintelligenceservice.org/about-us/contact-us/>