

# **Disabilities, Complex Needs and Special Educational Needs: Review of LGInform performance**

---

**Wirral Intelligence Service**

---

**August 2018**

---

# Disabilities, Complex Needs and Special Educational Needs: Review of LGINform performance

## For further information please contact:

Author: Matthew Ray – Public Health & Commissioning Analyst – Wirral Intelligence Service, Wirral Council – [matthewray@wirral.gov.uk](mailto:matthewray@wirral.gov.uk)

## Wirral Intelligence Service

Email: [wirralintelligenceservice@wirral.gov.uk](mailto:wirralintelligenceservice@wirral.gov.uk)

## Contents

Introduction .....	2
Key findings.....	2
LAC with SEN without a statement .....	2
Children in need with SEN support .....	3
Primary need in primary schools.....	3
Primary need in secondary schools .....	4
Children and young people (0-25) with statements assessed and no EHC plan.....	5
Adults with learning disabilities in paid employment .....	5
Positive outcomes.....	5
Additional actions.....	6

## Introduction

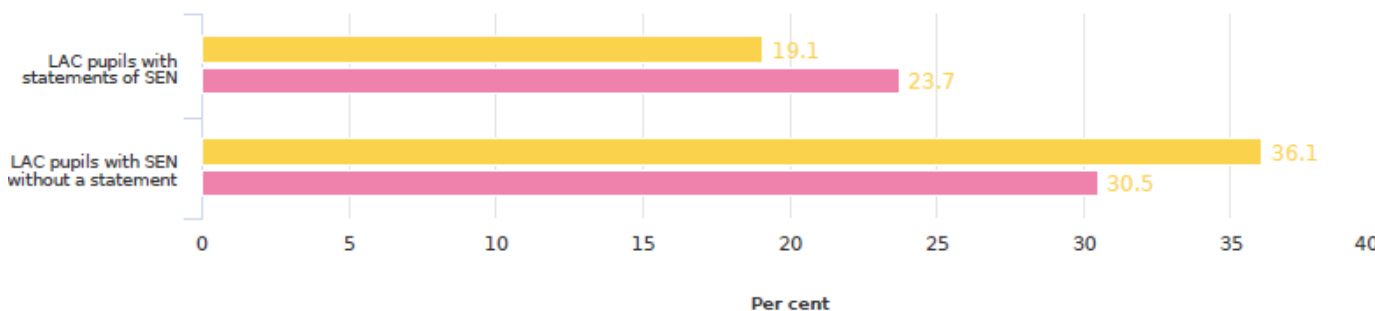
This short report sets out to highlight those key performance indicators, presented by LGINform reports, where Wirral would be considered an ‘outlier’ for that performance. This information can aid partners, and commissioners of local SEND and other related disability services alike, to direct provision and plan new approaches.

## Key findings

### LAC with SEN without a statement

Wirral has seen a 5.6% gap increase between November 2017 and August 2018 with regards to LAC with SEN without a statement and remains higher than our statistical neighbours

**% of looked after children with statements of SEN and % looked after children with SEN without a statement (2016/17 (academic))**



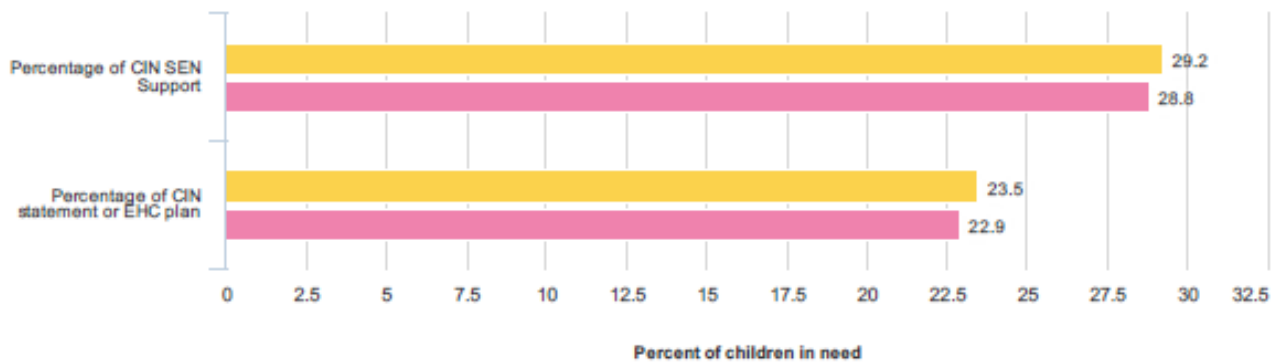
● Wirral 2016/17 (academic) %    ● Mean for All English metropolitan boroughs 2016/17 (academic) %

There has been a decrease in the overall % of children with LAC with SEN without a statement from 43.5% in 2014/14 to 36.2 in 2015/16 and down again to 36.1 in 2016/17.

### Children in need with SEN support

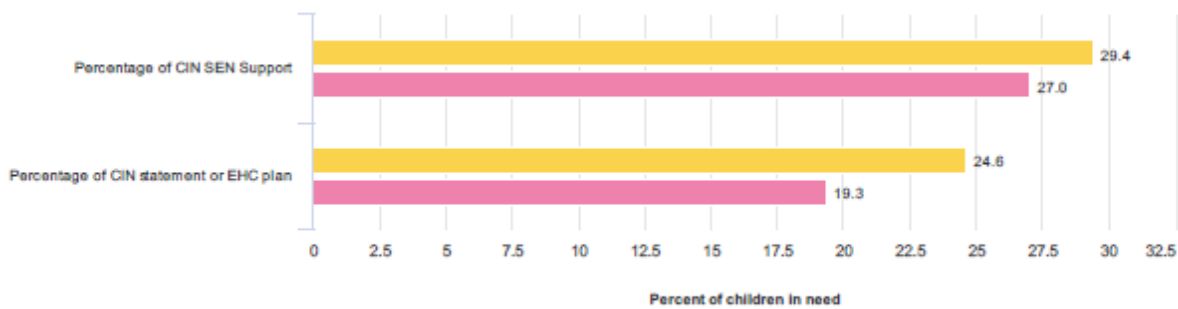
Children in need have seen Wirral performance remain fairly static when comparing 2014/15, 2015/16 and 2016/17 but Wirral's statistical neighbours have seen reductions in CIN support and therefore the gap widening in a negative way for a key area of SEN support.

**% of children in need with SEN support and % of children in need with statements or EHC plans (2014/15)**



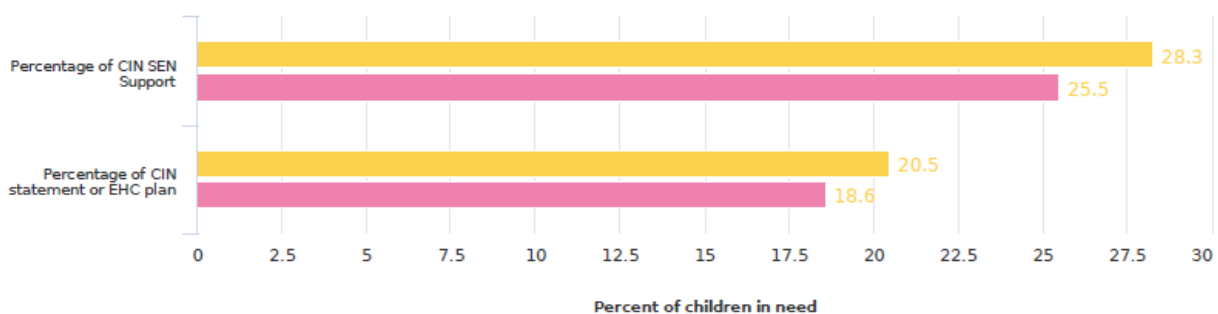
Legend: Wirral 2014/15 % of children (Yellow bar), Mean for Children's services near neighbours for Wirral 2014/15 % of children (Pink bar)

**% of children in need with SEN support and % of children in need with statements or EHC plans (2015/16)**



Legend: Wirral 2015/16 % of children (Yellow bar), Mean for Children's services near neighbours for Wirral 2015/16 % of children (Pink bar)

**% of children in need with SEN support and % of children in need with statements or EHC plans (2016/17)**

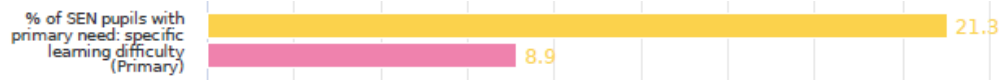


Legend: Wirral 2016/17 % of children (Yellow bar), Mean for All English metropolitan boroughs 2016/17 % of children (Pink bar)

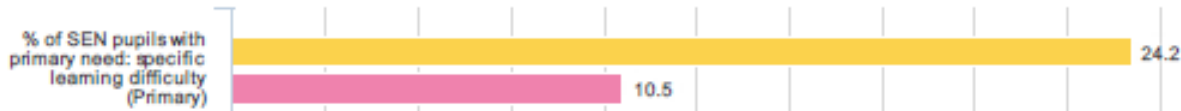
## Primary need in primary schools

Primary need in primary schools has shown that Wirral is an outlier for the % of SEN pupils with primary need of specific learning difficulties, 21.3% in August 2018 and 24.2% in August 2016 when compared to statistical neighbours 8.9% August 2018 and 10.5% in August 2016.

### August 2018:



### August 2016:



## Primary need in secondary schools

This trend continues for primary need in secondary schools and Special Schools with Wirral as an outlier for the same issues:

### August 2018 Secondary schools:



### August 2016 Secondary Schools:



### August 2018 Special Schools:



### August 2016 Special Schools:

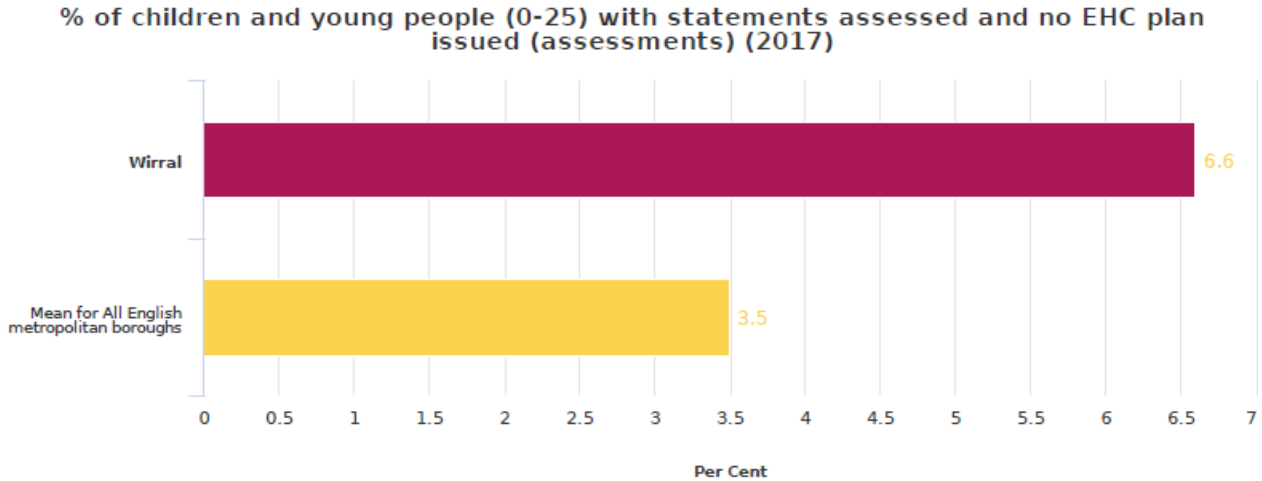


In all school settings the gap has decreased between August 2016 and August 2018 between the same time periods but Wirral still remains an outlier for this particular area of support.

Wirral has nearly double the number of children with statement or EHCP placed in maintained special schools (including foundation schools) when compared to our statistical neighbours, 55.5% compared to 31.8% in August 2018. This trend has shown very little sign of changing as in August 2016 the figures reported where 55.9% for Wirral and 33.4% for our neighbours.

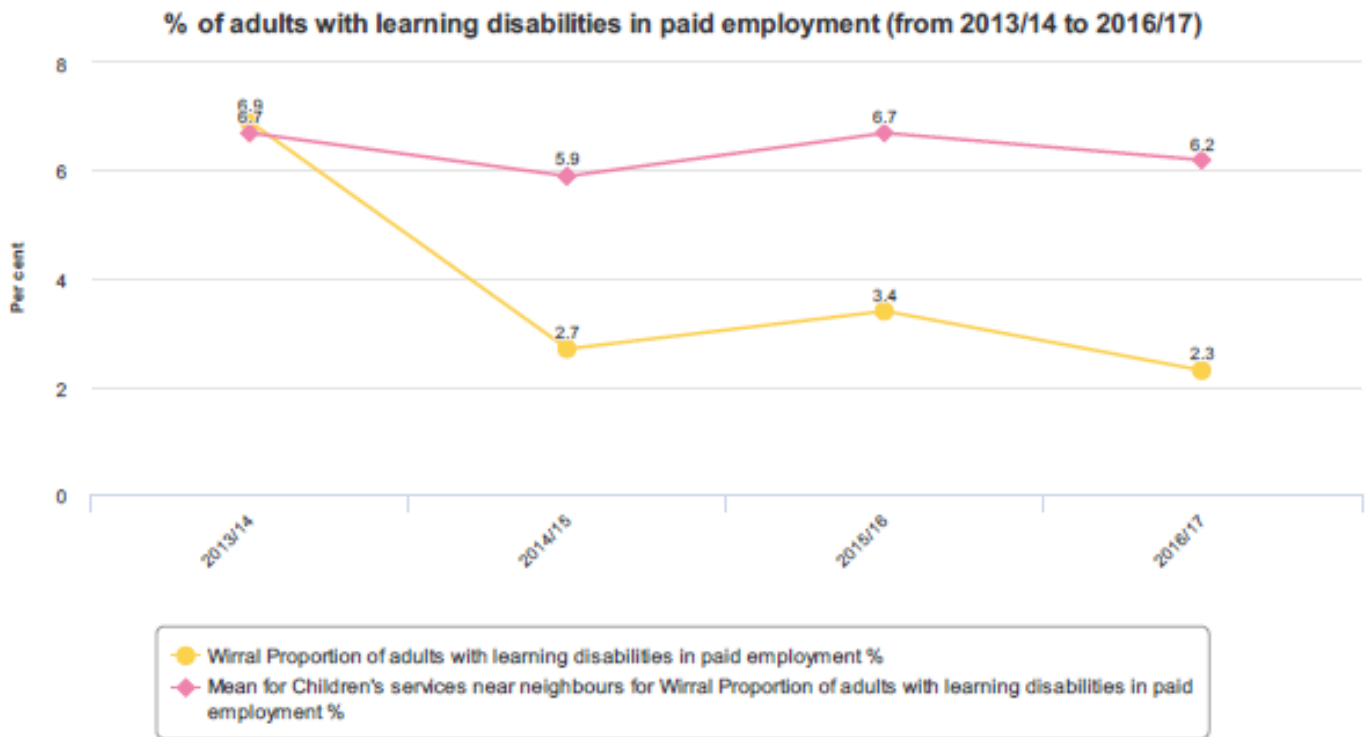
### Children and young people (0-25) with statements assessed and no EHC plan

Wirral had double (6.6%) more children and young people (0-25) with statements assessed and no EHC plan issued in 2017 when compared to our statistical neighbours.



### Adults with learning disabilities in paid employment

Wirral has seen a decline (2.3% 2016/17) in percentage of adults with learning disabilities in paid employment since 2014/15 and has shown no signs of improving back up to the same level as our statistical neighbours 6.2% (2016/17).



### Positive outcomes

- Wirral's key stage 4 results for SEN have been consistently higher than our statistical neighbours in all areas whether pupils with SEN and a statement, with SEN and without a statement and no identified SEN pupils.
- This are also a positive outcomes in terms of the percentage of children achieving English Baccalaureate and percentage of 19 year olds qualified to level 2 and level 3 including English and Maths with these being consistently higher than our statistical neighbours in all areas

### **Additional actions**

- This information has been cross-referenced with collated partner performance information in order to ascertain if other key data sources might highlight potential issues and successes that require intervening or promoting with partners. At this time no further outliers or successes have been identified from submitted performance data
- Wirral's performance outliers noted in the LGINform reports have also been cross-referenced with other SEND documents with Wirral SEND Strategy Group being made aware of any differences and similarities

### **For further details please contact:**

- Matthew Ray – Public Health & Commissioning Analyst – Wirral Intelligence Service, Wirral Council – [matthewray@wirral.gov.uk](mailto:matthewray@wirral.gov.uk)
- John Highton, JSNA Programme Lead at [johnhighton@wirral.gov.uk](mailto:johnhighton@wirral.gov.uk)

### **To subscribe to Wirral Intelligence Service Bulletin**

- Email your contact details to [wirralintelligenceservice@wirral.gov.uk](mailto:wirralintelligenceservice@wirral.gov.uk)

### **To give us feedback**

- Let us know your views or if you need to find out more about a particular topic or subject then go to <https://www.wirralintelligenceservice.org/about-us/contact-us/>